

TOYOPOWER

TRANSMITTING POWER GLOBALLY

INDUSTRIAL BELTS

CONTENTS


Industrial Vee Belts



Classical Vee Belt 1



Narrow Vee Belt 8



Banded Wrapped Vee Belt 12

Cut-Edge Belts



Poly-Vee Belt 16



Industrial Cogged Belt 24

Industrial Timing Belts



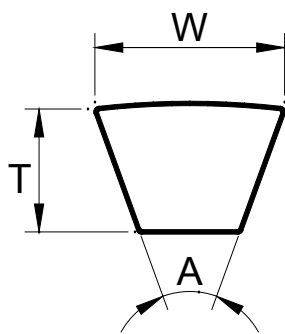
Industrial Timing Belt 30

Classical Vee Belts

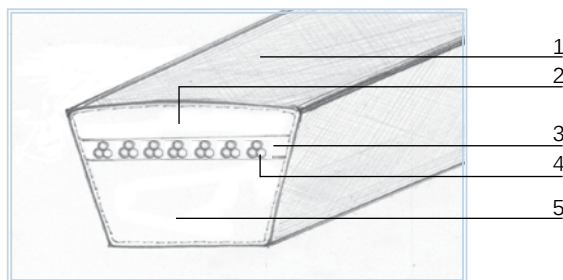


TOYOPOWER classical vee belts are designed for high speed and high torque drives

1. Abrasion resistant
2. Rubber impregnated canvas
3. Longer service life
4. Set free
5. Superior length stability
6. Minimal elongation
7. Good heat and oil resistance



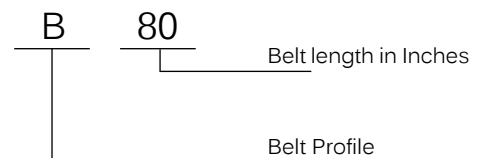
Type	Top Width	W	Thickness	T	Angle	A
M / Z	0.39"	(10.0mm)	0.24"	(6.0mm)	40 °	
FM	0.37"	(9.5mm)	0.31"	(8.0mm)	40 °	
A	0.51"	(13.0mm)	0.35"	(9.0mm)	40 °	
B	0.67"	(17.0mm)	0.43"	(11.0mm)	40 °	
C	0.87"	(22.0mm)	0.55"	(14.0mm)	40 °	
D	1.26"	(32.0mm)	0.75"	(19.0mm)	40 °	
E	1.50"	(38.0mm)	0.98"	(25.0mm)	40 °	



Construction

- 1 - Rubber Impregnated Fabric
- 2 - Top Rubber
- 3 - Chloroprene Compression Rubber
- 4 - Polyester Tensile Cords
- 5 - Bottom Rubber

Belt Sizing



Classical Vee Belts Sizing

Type	Imperial (Inches)	Metric (mm)	Type	Imperial (Inches)	Metric (mm)	Type	Imperial (Inches)	Metric (mm)	Type	Imperial (Inches)	Metric (mm)
M / Z	15	381	M / Z	47	1194	FM	15	381	FM	47	1194
M / Z	16	406	M / Z	48	1219	FM	16	406	FM	48	1219
M / Z	17	432	M / Z	49	1245	FM	17	432	FM	49	1245
M / Z	18	457	M / Z	50	1270	FM	18	457	FM	50	1270
M / Z	19	483	M / Z	51	1295	FM	19	483	FM	51	1295
M / Z	20	508	M / Z	52	1321	FM	20	508	FM	52	1321
M / Z	21	533	M / Z	53	1346	FM	21	533	FM	53	1346
M / Z	22	559	M / Z	54	1372	FM	22	559	FM	54	1372
M / Z	23	584	M / Z	55	1397	FM	23	584	FM	55	1397
M / Z	24	610	M / Z	56	1422	FM	24	610	FM	56	1422
M / Z	25	635	M / Z	57	1448	FM	25	635	FM	57	1448
M / Z	26	660	M / Z	58	1473	FM	26	660	FM	58	1473
M / Z	27	686	M / Z	59	1499	FM	27	686	FM	59	1499
M / Z	28	711	M / Z	60	1524	FM	28	711	FM	60	1524
M / Z	29	737	M / Z	61	1549	FM	29	737	FM	61	1549
M / Z	30	762	M / Z	62	1575	FM	30	762	FM	62	1575
M / Z	31	787	M / Z	63	1600	FM	31	787	FM	63	1600
M / Z	32	813	M / Z	64	1626	FM	32	813	FM	64	1626
M / Z	33	838	M / Z	65	1651	FM	33	838	FM	65	1651
M / Z	34	864	M / Z	66	1676	FM	34	864	FM	66	1676
M / Z	35	889	M / Z	67	1702	FM	35	889	FM	67	1702
M / Z	36	914	M / Z	68	1727	FM	36	914	FM	68	1727
M / Z	37	940	M / Z	69	1753	FM	37	940	FM	69	1753
M / Z	38	965	M / Z	70	1778	FM	38	965	FM	70	1778
M / Z	39	991	M / Z	71	1803	FM	39	991	FM	71	1803
M / Z	40	1016	M / Z	73	1854	FM	40	1016	FM	73	1854
M / Z	41	1041	M / Z	75	1905	FM	41	1041	FM	75	1905
M / Z	42	1067	M / Z	78	1981	FM	42	1067	FM	78	1981
M / Z	43	1092	M / Z	79	2007	FM	43	1092	FM	79	2007
M / Z	44	1118	M / Z	88	2235	FM	44	1118	FM	88	2235
M / Z	45	1143	M / Z	93	2362	FM	45	1143	FM	93	2362
M / Z	46	1168	M / Z	98	2489	FM	46	1168	FM	98	2489

Classical Vee Belts Sizing

Type	Imperial (Inches)	Metric (mm)	Type	Imperial (Inches)	Metric (mm)	Type	Imperial (Inches)	Metric (mm)	Type	Imperial (Inches)	Metric (mm)
A	15	381	A	42	1067	A	69	1753	A	96	2438
A	16	406	A	43	1092	A	70	1778	A	97	2464
A	17	432	A	44	1118	A	71	1803	A	98	2489
A	18	457	A	45	1143	A	72	1829	A	99	2515
A	19	483	A	46	1168	A	73	1854	A	100	2540
A	20	508	A	47	1194	A	74	1880	A	102	2591
A	21	533	A	48	1219	A	75	1905	A	104	2642
A	22	559	A	49	1245	A	76	1930	A	105	2667
A	23	584	A	50	1270	A	77	1956	A	107	2718
A	24	610	A	51	1295	A	78	1981	A	108	2743
A	25	635	A	52	1321	A	79	2007	A	110	2794
A	26	660	A	53	1346	A	80	2032	A	112	2845
A	27	686	A	54	1372	A	81	2057	A	114	2896
A	28	711	A	55	1397	A	82	2083	A	116	2946
A	29	737	A	56	1422	A	83	2108	A	118	2997
A	30	762	A	57	1448	A	84	2134	A	120	3048
A	31	787	A	58	1473	A	85	2159	A	124	3150
A	32	813	A	59	1499	A	86	2184	A	128	3251
A	33	838	A	60	1524	A	87	2210	A	132	3353
A	34	864	A	61	1549	A	88	2235	A	136	3454
A	35	889	A	62	1575	A	89	2261	A	140	3556
A	36	914	A	63	1600	A	90	2286	A	144	3658
A	37	940	A	64	1626	A	91	2311	A	148	3759
A	38	965	A	65	1651	A	92	2337	A	158	4013
A	39	991	A	66	1676	A	93	2362	A	167	4242
A	40	1016	A	67	1702	A	94	2388	A	187	4750
A	41	1041	A	68	1727	A	95	2413	A	197	5004

Classical Vee Belts Sizing

Type	Imperial (Inches)	Metric (mm)	Type	Imperial (Inches)	Metric (mm)	Type	Imperial (Inches)	Metric (mm)	Type	Imperial (Inches)	Metric (mm)
B	20	508	B	55	1397	B	89	2261	B	136	3454
B	21	533	B	56	1422	B	90	2286	B	138	3505
B	22	559	B	57	1448	B	91	2311	B	140	3556
B	23	584	B	58	1473	B	92	2337	B	142	3607
B	24	610	B	59	1499	B	93	2362	B	144	3658
B	25	635	B	60	1524	B	94	2388	B	146	3708
B	26	660	B	61	1549	B	95	2413	B	148	3759
B	27	686	B	62	1575	B	96	2438	B	150	3810
B	28	711	B	63	1600	B	97	2464	B	151	3835
B	29	737	B	64	1626	B	98	2489	B	152	3861
B	30	762	B	65	1651	B	99	2515	B	154	3912
B	31	787	B	66	1676	B	100	2540	B	155	3937
B	32	813	B	67	1702	B	101	2565	B	156	3962
B	33	838	B	68	1727	B	102	2591	B	158	4013
B	34	864	B	69	1753	B	103	2616	B	160	4064
B	35	889	B	70	1778	B	104	2642	B	162	4115
B	36	914	B	71	1803	B	105	2667	B	165	4191
B	37	940	B	72	1829	B	106	2692	B	167	4242
B	38	965	B	73	1854	B	107	2718	B	173	4394
B	39	991	B	74	1880	B	108	2743	B	175	4445
B	40	1016	B	75	1905	B	110	2794	B	177	4496
B	41	1041	B	76	1930	B	112	2845	B	180	4572
B	42	1067	B	77	1956	B	114	2896	B	187	4750
B	43	1092	B	78	1981	B	115	2921	B	195	4953
B	44	1118	B	79	2007	B	116	2946	B	197	5004
B	45	1143	B	80	2032	B	118	2997	B	208	5283
B	46	1168	B	81	2057	B	120	3048	B	210	5334
B	47	1194	B	82	2083	B	122	3099	B	220	5588
B	48	1219	B	83	2108	B	124	3150	B	236	5994
B	49	1245	B	84	2134	B	126	3200	B	240	6096
B	50	1270	B	85	2159	B	128	3251	B	248	6299
B	51	1295	B	86	2184	B	130	3302	B	264	6706
B	52	1321	B	87	2210	B	132	3353	B	276	7010
B	53	1346	B	88	2235	B	134	3404	B	280	7112
B	54	1372									

Classical Vee Belts Sizing

Type	Imperial (Inches)	Metric (mm)	Type	Imperial (Inches)	Metric (mm)	Type	Imperial (Inches)	Metric (mm)	Type	Imperial (Inches)	Metric (mm)
C	40	1016	C	71	1803	C	102	2591	C	146	3708
C	41	1041	C	72	1829	C	103	2616	C	148	3759
C	42	1067	C	73	1854	C	104	2642	C	150	3810
C	43	1092	C	74	1880	C	105	2667	C	158	4013
C	44	1118	C	75	1905	C	106	2692	C	162	4115
C	45	1143	C	76	1930	C	107	2718	C	166	4216
C	46	1168	C	77	1956	C	108	2743	C	167	4242
C	47	1194	C	78	1981	C	109	2769	C	168	4267
C	48	1219	C	79	2007	C	110	2794	C	170	4318
C	49	1245	C	80	2032	C	111	2819	C	173	4394
C	50	1270	C	81	2057	C	112	2845	C	175	4445
C	51	1295	C	82	2083	C	113	2870	C	177	4496
C	52	1321	C	83	2108	C	114	2896	C	180	4572
C	53	1346	C	84	2134	C	115	2921	C	187	4750
C	54	1372	C	85	2159	C	116	2946	C	190	4826
C	55	1397	C	86	2184	C	117	2972	C	195	4953
C	56	1422	C	87	2210	C	118	2997	C	197	5004
C	57	1448	C	88	2235	C	119	3023	C	208	5283
C	58	1473	C	89	2311	C	120	3048	C	210	5334
C	59	1499	C	90	2337	C	122	3099	C	220	5588
C	60	1524	C	91	2362	C	124	3150	C	225	5715
C	61	1549	C	92	2388	C	126	3200	C	236	5994
C	62	1575	C	93	2413	C	128	3251	C	240	6096
C	63	1600	C	94	2438	C	130	3302	C	248	6299
C	64	1626	C	95	2464	C	132	3353	C	264	6706
C	65	1651	C	96	2489	C	134	3404	C	270	6858
C	66	1676	C	97	2515	C	136	3454	C	280	7112
C	67	1702	C	98	2540	C	138	3505	C	295	7493
C	68	1727	C	99	2565	C	140	3556	C	300	7620
C	69	1753	C	100	2540	C	142	3607	C	315	8001
C	70	1778	C	101	2565	C	144	3658			

Classical Vee Belts Sizing

Type	Imperial (Inches)	Metric (mm)	Type	Imperial (Inches)	Metric (mm)	Type	Imperial (Inches)	Metric (mm)	Type	Imperial (Inches)	Metric (mm)
D	60	1524	D	100	2540	D	140	3556	D	180	4572
D	61	1549	D	101	2565	D	141	3581	D	181	4597
D	62	1575	D	102	2591	D	142	3607	D	182	4623
D	63	1600	D	103	2616	D	143	3632	D	183	4648
D	64	1626	D	104	2642	D	144	3658	D	184	4674
D	65	1651	D	105	2667	D	145	3683	D	185	4699
D	66	1676	D	106	2692	D	146	3708	D	186	4724
D	67	1702	D	107	2718	D	147	3734	D	187	4750
D	68	1727	D	108	2743	D	148	3759	D	188	4775
D	69	1753	D	109	2769	D	149	3785	D	189	4801
D	70	1778	D	110	2794	D	150	3810	D	190	4826
D	71	1803	D	111	2819	D	151	3835	D	191	4851
D	72	1829	D	112	2845	D	152	3861	D	192	4877
D	73	1854	D	113	2870	D	153	3886	D	193	4902
D	74	1880	D	114	2896	D	154	3912	D	194	4928
D	75	1905	D	115	2921	D	155	3937	D	195	4953
D	76	1930	D	116	2946	D	156	3962	D	196	4978
D	77	1956	D	117	2972	D	157	3988	D	197	5004
D	78	1981	D	118	2997	D	158	4013	D	198	5029
D	79	2007	D	119	3023	D	159	4039	D	199	5055
D	80	2032	D	120	3048	D	160	4064	D	200	5080
D	81	2057	D	121	3073	D	161	4089	D	208	5283
D	82	2083	D	122	3099	D	162	4115	D	210	5334
D	83	2108	D	123	3124	D	163	4140	D	220	5588
D	84	2134	D	124	3150	D	164	4166	D	225	5715
D	85	2159	D	125	3175	D	165	4191	D	236	5994
D	86	2184	D	126	3200	D	166	4216	D	240	6096
D	87	2210	D	127	3226	D	167	4242	D	248	6299
D	88	2235	D	128	3251	D	168	4267	D	264	6706
D	89	2311	D	129	3277	D	169	4293	D	270	6858
D	90	2337	D	130	3302	D	170	4318	D	280	7112
D	91	2362	D	131	3327	D	171	4343	D	295	7493
D	92	2388	D	132	3353	D	172	4369	D	300	7620
D	93	2413	D	133	3378	D	173	4394	D	315	8001
D	94	2438	D	134	3404	D	174	4420	D	330	8382
D	95	2464	D	135	3429	D	175	4445	D	335	8509
D	96	2489	D	136	3454	D	176	4470	D	354	8992
D	97	2515	D	137	3480	D	177	4496	D	374	9500
D	98	2540	D	138	3505	D	178	4521	D	394	10008
D	99	2565	D	139	3531	D	179	4547	D	441	11201

Please contact us if sizes are not found above

Classical Vee Belts Sizing

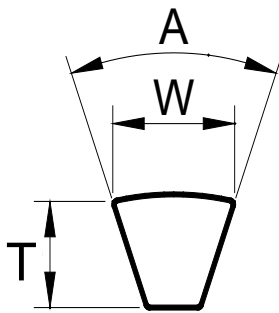
Type	Imperial (Inches)	Metric (mm)	Type	Imperial (Inches)	Metric (mm)	Type	Imperial (Inches)	Metric (mm)	Type	Imperial (Inches)	Metric (mm)
E	118	2997	E	248	6299	E	315	8001	E	440	11176
E	158	4013	E	250	6350	E	354	8992	E	450	11430
E	197	5004	E	270	6858	E	394	10008	E	480	12192
E	220	5588	E	280	7112	E	420	10668	E	492	12497
E	236	5994	E	295	7493						

Narrow Vee Belts

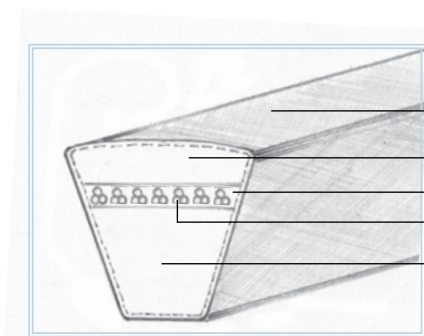


TOYOPOWER narrow vee belt is highly recommended for long span pulley distance and multi-belts drive applications.

1. Specially woven Rubber impregnated Canvas
2. Lateral reinforcing cords
3. High horsepower ratings
4. High transmission capabilities
5. Reduce maintenance and energy costs
6. Excellent anti-static, oil and heat resistance properties



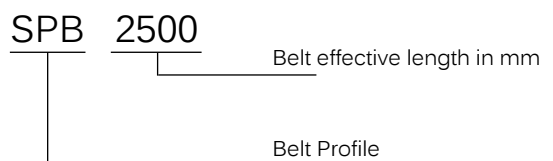
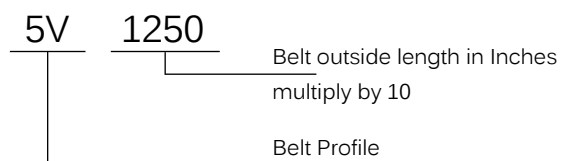
Type	Top Width	W	Thickness	T	Angle	A
SPZ	0.38"	(9.7mm)	0.31"	(8.0mm)	40 °	
SPA	0.50"	(12.7mm)	0.39"	(10.0mm)	40 °	
SPB	0.64"	(16.3mm)	0.51"	(13.0mm)	40 °	
SPC	0.87"	(22.0mm)	0.71"	(18.0mm)	40 °	
3V	0.37"	(9.5mm)	0.31"	(8.0mm)	40 °	
5V	0.63"	(15.9mm)	0.53"	(13.5mm)	40 °	
8V	1.0"	(25.4mm)	0.87"	(22.2mm)	40 °	



Construction

- 1 - Rubber Impregnated Fibre
- 2 - Special Rubber
- 3 - Chloroprene Compression Rubber
- 4 - Polyester Tensile Cords
- 5 - Special Rubber

Belt Sizing



Narrow Vee Belts Sizing

Type	Sizing	Type	Sizing	Type	Sizing	Type	Sizing
3V	250	3V	400	3V	630	3V	1000
3V	265	3V	425	3V	670	3V	1060
3V	280	3V	450	3V	710	3V	1120
3V	300	3V	475	3V	750	3V	1180
3V	315	3V	500	3V	800	3V	1250
3V	335	3V	530	3V	850	3V	1320
3V	355	3V	560	3V	900	3V	1400
3V	375	3V	600	3V	950		

Type	Sizing	Type	Sizing	Type	Sizing	Type	Sizing
5V	500	5V	850	5V	1400	5V	2360
5V	530	5V	900	5V	1500	5V	2500
5V	560	5V	950	5V	1600	5V	2650
5V	600	5V	1000	5V	1700	5V	2800
5V	630	5V	1060	5V	1800	5V	3000
5V	670	5V	1120	5V	1900	5V	3150
5V	710	5V	1180	5V	2000	5V	3350
5V	750	5V	1250	5V	2120	5V	3550
5V	800	5V	1320	5V	2240		

Type	Sizing	Type	Sizing	Type	Sizing	Type	Sizing
8V	1000	8V	1600	8V	2500	8V	3750
8V	1060	8V	1700	8V	2650	8V	4000
8V	1120	8V	1800	8V	2800	8V	4250
8V	1180	8V	1900	8V	3000	8V	4500
8V	1250	8V	2000	8V	3150	8V	4750
8V	1320	8V	2120	8V	3350	8V	5000
8V	1400	8V	2240	8V	3550	8V	5600
8V	1500	8V	2360				

Narrow Vee Belts Sizing

Type	Metric (mm)	Type	Metric (mm)	Type	Metric (mm)	Type	Metric (mm)	Type	Metric (mm)	Type	Metric (mm)
SPZ	487	SPZ	812	SPZ	1047	SPZ	1287	SPZ	1587	SPZ	2030
SPZ	512	SPZ	825	SPZ	1060	SPZ	1312	SPZ	1600	SPZ	2037
SPZ	562	SPZ	837	SPZ	1077	SPZ	1320	SPZ	1612	SPZ	2120
SPZ	587	SPZ	850	SPZ	1080	SPZ	1337	SPZ	1637	SPZ	2137
SPZ	612	SPZ	862	SPZ	1087	SPZ	1340	SPZ	1662	SPZ	2150
SPZ	630	SPZ	875	SPZ	1112	SPZ	1347	SPZ	1687	SPZ	2187
SPZ	637	SPZ	887	SPZ	1120	SPZ	1362	SPZ	1700	SPZ	2240
SPZ	662	SPZ	900	SPZ	1137	SPZ	1387	SPZ	1737	SPZ	2287
SPZ	670	SPZ	912	SPZ	1140	SPZ	1400	SPZ	1762	SPZ	2360
SPZ	687	SPZ	925	SPZ	1162	SPZ	1412	SPZ	1787	SPZ	2500
SPZ	710	SPZ	937	SPZ	1180	SPZ	1420	SPZ	1800	SPZ	2540
SPZ	722	SPZ	950	SPZ	1187	SPZ	1437	SPZ	1812	SPZ	2650
SPZ	737	SPZ	962	SPZ	1200	SPZ	1462	SPZ	1837	SPZ	2690
SPZ	750	SPZ	987	SPZ	1202	SPZ	1487	SPZ	1862	SPZ	2800
SPZ	760	SPZ	1000	SPZ	1212	SPZ	1500	SPZ	1887	SPZ	2840
SPZ	762	SPZ	1010	SPZ	1237	SPZ	1512	SPZ	1900	SPZ	3000
SPZ	772	SPZ	1012	SPZ	1250	SPZ	1520	SPZ	1937	SPZ	3150
SPZ	787	SPZ	1024	SPZ	1262	SPZ	1537	SPZ	1987	SPZ	3350
SPZ	800	SPZ	1037	SPZ	1270	SPZ	1562	SPZ	2000	SPZ	3550

Type	Metric (mm)	Type	Metric (mm)	Type	Metric (mm)	Type	Metric (mm)	Type	Metric (mm)	Type	Metric (mm)
SPA	707	SPA	1400	SPA	1807	SPA	2132	SPA	2532	SPA	3000
SPA	732	SPA	1500	SPA	1832	SPA	2182	SPA	2582	SPA	3032
SPA	800	SPA	1582	SPA	1857	SPA	2207	SPA	2607	SPA	3082
SPA	850	SPA	1600	SPA	1882	SPA	2232	SPA	2632	SPA	3150
SPA	900	SPA	1607	SPA	1900	SPA	2240	SPA	2650	SPA	3182
SPA	950	SPA	1632	SPA	1907	SPA	2282	SPA	2682	SPA	3282
SPA	957	SPA	1657	SPA	1932	SPA	2300	SPA	2732	SPA	3350
SPA	982	SPA	1682	SPA	1957	SPA	2307	SPA	2782	SPA	3382
SPA	1000	SPA	1700	SPA	1982	SPA	2332	SPA	2800	SPA	3550
SPA	1060	SPA	1707	SPA	2000	SPA	2360	SPA	2832	SPA	3750
SPA	1120	SPA	1732	SPA	2032	SPA	2382	SPA	2847	SPA	4000
SPA	1180	SPA	1757	SPA	2057	SPA	2432	SPA	2882	SPA	4250
SPA	1250	SPA	1782	SPA	2082	SPA	2482	SPA	2932	SPA	4500
SPA	1320	SPA	1800	SPA	2120	SPA	2500	SPA	2982		

Narrow Vee Belts Sizing

Type	Metric (mm)	Type	Metric (mm)	Type	Metric (mm)	Type	Metric (mm)	Type	Metric (mm)	Type	Metric (mm)
SPB	1250	SPB	1690	SPB	2180	SPB	2840	SPB	3750	SPB	5000
SPB	1260	SPB	1700	SPB	2240	SPB	2850	SPB	3800	SPB	5070
SPB	1320	SPB	1750	SPB	2280	SPB	2900	SPB	4000	SPB	5300
SPB	1340	SPB	1800	SPB	2360	SPB	3000	SPB	4050	SPB	5600
SPB	1400	SPB	1850	SPB	2391	SPB	3150	SPB	4250	SPB	6000
SPB	1410	SPB	1900	SPB	2400	SPB	3250	SPB	4300	SPB	6300
SPB	1450	SPB	2000	SPB	2410	SPB	3350	SPB	4500	SPB	6700
SPB	1500	SPB	2020	SPB	2500	SPB	3450	SPB	4560	SPB	7100
SPB	1510	SPB	2060	SPB	2650	SPB	3550	SPB	4750	SPB	7500
SPB	1590	SPB	2120	SPB	2680	SPB	3650	SPB	4820	SPB	8000
SPB	1600	SPB	2150	SPB	2800						

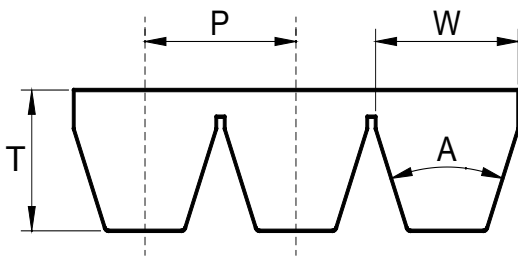
Type	Metric (mm)	Type	Metric (mm)	Type	Metric (mm)	Type	Metric (mm)	Type	Metric (mm)	Type	Metric (mm)
SPC	2000	SPC	2650	SPC	3550	SPC	4750	SPC	6300	SPC	8500
SPC	2120	SPC	2800	SPC	3750	SPC	5000	SPC	6700	SPC	9000
SPC	2240	SPC	3000	SPC	4000	SPC	5300	SPC	7100	SPC	9500
SPC	2360	SPC	3150	SPC	4250	SPC	5600	SPC	7500	SPC	10000
SPC	2500	SPC	3350	SPC	4500	SPC	6000	SPC	8000		

Banded Wrapped Vee Belts

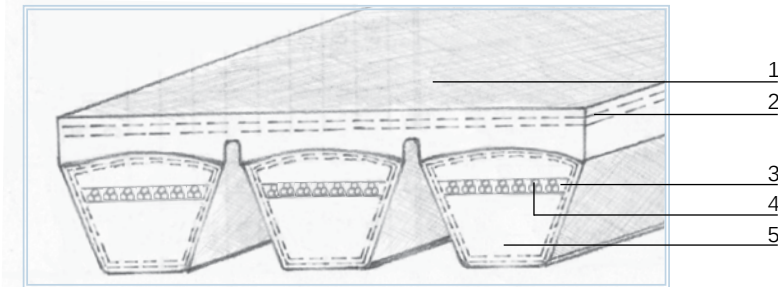
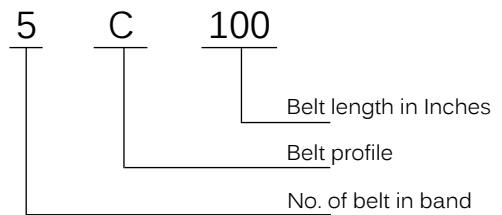


TOYOPOWER developed banded wrapped vee belts for multi-belts drive which requires high length stability.

1. Joined by high strength tie-band
2. Stable transmission when under constant pulsating loads
3. Permanent matched set
4. Eliminates lateral whip, spin or jump off
5. No sideways bending



Belt Sizing



Construction

- 1 - Tie Band
- 2 - Reinforcement Fabric
- 3 - Chloroprene Compression Rubber
- 4 - Polyester Tensile Cords
- 5 - Chloroprene Rubber

Type	Pitch	P	Width	W	Thickness	T	Angle	A
B	0.75"	(19.0mm)	0.67"	(17.0mm)	0.51"	(13.0mm)	40 °	
C	1.00"	(25.4mm)	0.87"	(22.0mm)	0.63"	(16.0mm)	40 °	
D	1.46"	(37.0mm)	1.26"	(32.0mm)	0.85"	(21.5mm)	40 °	
3V	0.41"	(10.3mm)	0.37"	(9.5mm)	0.39"	(10.0mm)	40 °	
5V	0.69"	(17.5mm)	0.63"	(15.9mm)	0.61"	(15.5mm)	40 °	
8V	1.13"	(28.6mm)	1.0"	(25.4mm)	0.98"	(25.0mm)	40 °	

Banded Wrapped Vee Belts Sizing

Type	Metric (mm)	Type	Metric (mm)	Type	Metric (mm)	Type	Metric (mm)	Type	Metric (mm)	Type	Metric (mm)
3V	250	3V	355	3V	475	3V	630	3V	850	3V	1120
3V	265	3V	375	3V	500	3V	670	3V	900	3V	1180
3V	280	3V	400	3V	530	3V	710	3V	950	3V	1250
3V	300	3V	425	3V	560	3V	750	3V	1000	3V	1320
3V	315	3V	450	3V	600	3V	800	3V	1060	3V	1400
3V	335										

Type	Metric (mm)	Type	Metric (mm)	Type	Metric (mm)	Type	Metric (mm)	Type	Metric (mm)	Type	Metric (mm)
5V	500	5V	710	5V	1000	5V	1400	5V	2000	5V	2800
5V	530	5V	750	5V	1060	5V	1500	5V	2120	5V	3000
5V	560	5V	800	5V	1120	5V	1600	5V	2240	5V	3150
5V	600	5V	850	5V	1180	5V	1700	5V	2360	5V	3350
5V	630	5V	900	5V	1250	5V	1800	5V	2500	5V	3550
5V	670	5V	950	5V	1320	5V	1900	5V	2650		

Type	Metric (mm)	Type	Metric (mm)	Type	Metric (mm)	Type	Metric (mm)	Type	Metric (mm)	Type	Metric (mm)
8V	1000	8V	1400	8V	1900	8V	2500	8V	3350	8V	4500
8V	1060	8V	1500	8V	2000	8V	2650	8V	3350	8V	4750
8V	1120	8V	1600	8V	2120	8V	2800	8V	3750	8V	5000
8V	1180	8V	1700	8V	2240	8V	3000	8V	4000	8V	5600
8V	1250	8V	1800	8V	2360	8V	3150	8V	4250	8V	6000
8V	1320										

Banded Wrapped Vee Belts Sizing

Type	Imperial (Inches)	Metric (mm)	Type	Imperial (Inches)	Metric (mm)	Type	Imperial (Inches)	Metric (mm)	Type	Imperial (Inches)	Metric (mm)
B	35	889	B	58	1473	B	80	2032	B	105	2667
B	36	914	B	59	1499	B	81	2057	B	108	2743
B	37	940	B	60	1524	B	82	2083	B	112	2845
B	38	965	B	61	1549	B	83	2108	B	120	3048
B	39	991	B	62	1575	B	84	2134	B	124	3150
B	40	1016	B	63	1600	B	85	2159	B	128	3251
B	41	1041	B	64	1626	B	86	2184	B	133	3378
B	42	1067	B	65	1651	B	87	2210	B	136	3454
B	43	1092	B	66	1676	B	88	2235	B	144	3658
B	44	1118	B	67	1702	B	89	2261	B	148	3759
B	45	1143	B	68	1727	B	90	2286	B	158	4013
B	46	1168	B	69	1753	B	91	2311	B	162	4115
B	47	1194	B	70	1778	B	92	2337	B	173	4394
B	48	1219	B	71	1803	B	93	2362	B	180	4572
B	49	1245	B	72	1829	B	94	2388	B	195	4953
B	50	1270	B	73	1854	B	95	2413	B	210	5334
B	51	1295	B	74	1880	B	96	2438	B	225	5715
B	52	1321	B	75	1905	B	97	2464	B	240	6096
B	53	1346	B	76	1930	B	98	2489	B	255	6477
B	54	1372	B	77	1956	B	99	2515	B	270	6858
B	55	1397	B	78	1981	B	100	2540	B	300	7620
B	56	1422	B	79	2007	B	103	2616	B	315	8001
B	57	1448									

Banded Wrapped Vee Belts Sizing

Type	Imperial (Inches)	Metric (mm)	Type	Imperial (Inches)	Metric (mm)	Type	Imperial (Inches)	Metric (mm)	Type	Imperial (Inches)	Metric (mm)
C	60	1524	C	77	1956	C	94	2438	C	162	4115
C	61	1549	C	78	1981	C	95	2464	C	173	4394
C	62	1575	C	79	2007	C	96	2489	C	180	4572
C	63	1600	C	80	2032	C	97	2515	C	195	4953
C	64	1626	C	81	2057	C	98	2540	C	210	5334
C	65	1651	C	82	2083	C	99	2565	C	225	5715
C	66	1676	C	83	2108	C	100	2540	C	240	6096
C	67	1702	C	84	2134	C	105	2667	C	255	6477
C	68	1727	C	85	2159	C	108	2743	C	270	6858
C	69	1753	C	86	2184	C	109	2769	C	285	7239
C	70	1778	C	87	2210	C	112	2845	C	300	7620
C	71	1803	C	88	2235	C	120	3048	C	315	8001
C	72	1829	C	89	2311	C	124	3150	C	330	8382
C	73	1854	C	90	2337	C	128	3251	C	345	8763
C	74	1880	C	91	2362	C	136	3454	C	360	9144
C	75	1905	C	92	2388	C	144	3658	C	390	9906
C	76	1930	C	93	2413	C	158	4013	C	420	10668

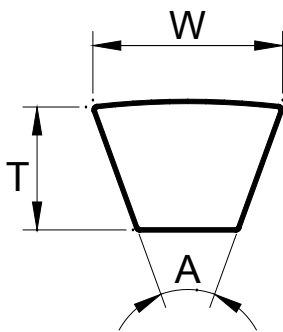
Type	Imperial (Inches)	Metric (mm)	Type	Imperial (Inches)	Metric (mm)	Type	Imperial (Inches)	Metric (mm)	Type	Imperial (Inches)	Metric (mm)
D	144	3658	D	225	5715	D	315	8001	D	450	11430
D	158	4013	D	240	6096	D	330	8382	D	480	12192
D	173	4394	D	255	6477	D	345	8763	D	540	13716
D	180	4572	D	270	6858	D	360	9144	D	600	15240
D	195	4953	D	285	7239	D	390	9906	D	660	16764
D	210	5334	D	300	7620	D	420	10668			

Industrial Cogged Belts

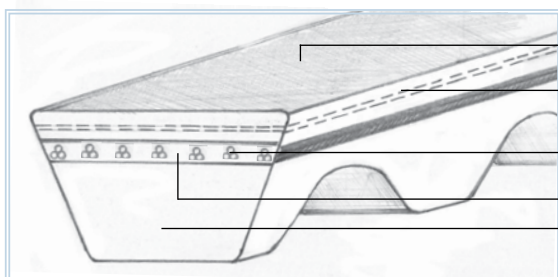


TOYOPOWER developed industrial cogged belts for extreme industrial applications.

1. Special formulated rubber compound
2. Excellent sidewall wear resistant
3. Extra layered fabric for heavy duty applications
4. Good bending stress
5. For high speed and high torque drives
6. Good heat dissipating, oil resistant and anti-static properties



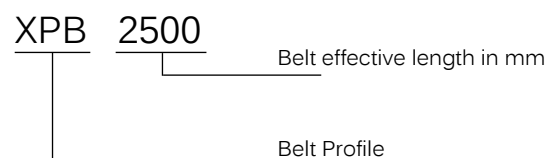
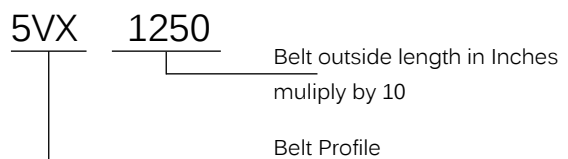
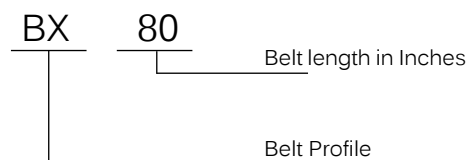
Type	Top Width	W	Thickness	T	Angle	A
MX / ZX	0.39"	(10.0mm)	0.24"	(6.0mm)	40 °	
FMX	0.37"	(9.5mm)	0.31"	(8.0mm)	40 °	
AX	0.51"	(13.0mm)	0.35"	(9.0mm)	40 °	
BX	0.67"	(17.0mm)	0.43"	(11.0mm)	40 °	
CX	0.87"	(22.0mm)	0.55"	(14.0mm)	40 °	
XPZ	0.38"	(9.7mm)	0.31"	(8.0mm)	40 °	
XPA	0.50"	(12.7mm)	0.39"	(10.0mm)	40 °	
XPB	0.64"	(16.3mm)	0.51"	(13.0mm)	40 °	
XPC	0.87"	(22.0mm)	0.71"	(18.0mm)	40 °	
3VX	0.37"	(9.5mm)	0.31"	(8.0mm)	40 °	
5VX	0.63"	(15.9mm)	0.53"	(13.5mm)	40 °	



Construction

- 1 - Rubber Impregnated Fabric
- 2 - Reinforcement Fabric
- 3 - Polyester Tensile Cords
- 4 - Chloroprene Compression Rubber
- 5 - Chloroprene Rubber

Belt Sizing



Cut-Edge Belts

TOYOPOWER

Industrial Cogged Belts Sizing

Type	Imperial (Inches)	Metric (mm)	Type	Imperial (Inches)	Metric (mm)	Type	Imperial (Inches)	Metric (mm)	Type	Imperial (Inches)	Metric (mm)
M X/ ZX	15	381	M X/ ZX	47	1194	FMX	15	381	FMX	47	1194
MX / ZX	16	406	MX / ZX	48	1219	FMX	16	406	FMX	48	1219
MX / ZX	17	432	MX / ZX	49	1245	FMX	17	432	FMX	49	1245
MX / ZX	18	457	MX / ZX	50	1270	FMX	18	457	FMX	50	1270
MX / ZX	19	483	MX / ZX	51	1295	FMX	19	483	FMX	51	1295
M X/ ZX	20	508	M X/ ZX	52	1321	FMX	20	508	FMX	52	1321
MX / ZX	21	533	MX / ZX	53	1346	FMX	21	533	FMX	53	1346
MX / ZX	22	559	MX / ZX	54	1372	FMX	22	559	FMX	54	1372
MX / ZX	23	584	MX / ZX	55	1397	FMX	23	584	FMX	55	1397
MX / ZX	24	610	MX / ZX	56	1422	FMX	24	610	FMX	56	1422
M X/ ZX	25	635	M X/ ZX	57	1448	FMX	25	635	FMX	57	1448
MX / ZX	26	660	MX / ZX	58	1473	FMX	26	660	FMX	58	1473
MX / ZX	27	686	MX / ZX	59	1499	FMX	27	686	FMX	59	1499
MX / ZX	28	711	MX / ZX	60	1524	FMX	28	711	FMX	60	1524
MX / ZX	29	737	MX / ZX	61	1549	FMX	29	737	FMX	61	1549
M X/ ZX	30	762	M X/ ZX	62	1575	FMX	30	762	FMX	62	1575
MX / ZX	31	787	MX / ZX	63	1600	FMX	31	787	FMX	63	1600
MX / ZX	32	813	MX / ZX	64	1626	FMX	32	813	FMX	64	1626
MX / ZX	33	838	MX / ZX	65	1651	FMX	33	838	FMX	65	1651
MX / ZX	34	864	MX / ZX	66	1676	FMX	34	864	FMX	66	1676
M X/ ZX	35	889	M X/ ZX	67	1702	FMX	35	889	FMX	67	1702
MX / ZX	36	914	MX / ZX	68	1727	FMX	36	914	FMX	68	1727
MX / ZX	37	940	MX / ZX	69	1753	FMX	37	940	FMX	69	1753
MX / ZX	38	965	MX / ZX	70	1778	FMX	38	965	FMX	70	1778
MX / ZX	39	991	MX / ZX	71	1803	FMX	39	991	FMX	71	1803
M X/ ZX	40	1016	M X/ ZX	73	1854	FMX	40	1016	FMX	73	1854
MX / ZX	41	1041	MX / ZX	75	1905	FMX	41	1041	FMX	75	1905
MX / ZX	42	1067	MX / ZX	78	1981	FMX	42	1067	FMX	78	1981
MX / ZX	43	1092	MX / ZX	79	2007	FMX	43	1092	FMX	79	2007
MX / ZX	44	1118	MX / ZX	88	2235	FMX	44	1118	FMX	88	2235
MX / ZX	45	1143	MX / ZX	93	2362	FMX	45	1143	FMX	93	2362
MX / ZX	46	1168	MX / ZX	98	2489	FMX	46	1168	FMX	98	2489

Industrial Cogged Belts Sizing

Type	Imperial (Inches)	Metric (mm)	Type	Imperial (Inches)	Metric (mm)	Type	Imperial (Inches)	Metric (mm)	Type	Imperial (Inches)	Metric (mm)
AX	15	381	AX	44	1118	AX	72	1829	AX	100	2540
AX	16	406	AX	45	1143	AX	73	1854	AX	100.5	2553
AX	17	432	AX	46	1168	AX	74	1880	AX	101	2565
AX	18	457	AX	47	1194	AX	75	1905	AX	101.5	2578
AX	19	483	AX	48	1219	AX	76	1930	AX	102	2591
AX	20	508	AX	49	1245	AX	77	1956	AX	102.5	2604
AX	21	533	AX	50	1270	AX	78	1981	AX	103	2616
AX	22	559	AX	51	1295	AX	79	2007	AX	103.5	2629
AX	23	584	AX	52	1321	AX	80	2032	AX	104	2642
AX	24	610	AX	53	1346	AX	81	2057	AX	104.5	2654
AX	25	635	AX	54	1372	AX	82	2083	AX	105	2667
AX	26	660	AX	55	1397	AX	83	2108	AX	105.5	2680
AX	27	686	AX	56	1422	AX	84	2134	AX	112	2845
AX	28	711	AX	57	1448	AX	85	2159	AX	112.5	2858
AX	29	737	AX	58	1473	AX	86	2184	AX	113	2870
AX	30	762	AX	59	1499	AX	87	2210	AX	113.5	2883
AX	31	787	AX	60	1524	AX	88	2235	AX	115.5	2934
AX	32	813	AX	61	1549	AX	89	2261	AX	116	2946
AX	33	838	AX	62	1575	AX	90	2286	AX	116.5	2959
AX	34	864	AX	63	1600	AX	91	2311	AX	123.5	3137
AX	35	889	AX	64	1626	AX	92	2337	AX	124	3150
AX	36	914	AX	65	1651	AX	93	2362	AX	125	3175
AX	37	940	AX	66	1676	AX	94	2388	AX	125.5	3188
AX	38	965	AX	67	1702	AX	95	2413	AX	126	3200
AX	39	991	AX	68	1727	AX	96	2438	AX	126.5	3213
AX	40	1016	AX	69	1753	AX	97	2464	AX	127	3226
AX	41	1041	AX	70	1778	AX	98	2489	AX	127.5	3239
AX	42	1067	AX	71	1803	AX	99	2515	AX	128	3251
AX	43	1092									

Industrial Cogged Belts Sizing

Type	Imperial (Inches)	Metric (mm)	Type	Imperial (Inches)	Metric (mm)	Type	Imperial (Inches)	Metric (mm)	Type	Imperial (Inches)	Metric (mm)
BX	20	508	BX	48	1219	BX	76	1930	BX	101.5	2578
BX	21	533	BX	49	1245	BX	77	1956	BX	102	2591
BX	22	559	BX	50	1270	BX	78	1981	BX	102.5	2604
BX	23	584	BX	51	1295	BX	79	2007	BX	103	2616
BX	24	610	BX	52	1321	BX	80	2032	BX	103.5	2629
BX	25	635	BX	53	1346	BX	81	2057	BX	104	2642
BX	26	660	BX	54	1372	BX	82	2083	BX	104.5	2654
BX	27	686	BX	55	1397	BX	83	2108	BX	105	2667
BX	28	711	BX	56	1422	BX	84	2134	BX	105.5	2680
BX	29	737	BX	57	1448	BX	85	2159	BX	106	2692
BX	30	762	BX	58	1473	BX	86	2184	BX	113.5	2883
BX	31	787	BX	59	1499	BX	87	2210	BX	114	2896
BX	32	813	BX	60	1524	BX	88	2235	BX	115.5	2934
BX	33	838	BX	61	1549	BX	89	2261	BX	116	2946
BX	34	864	BX	62	1575	BX	90	2286	BX	116.5	2959
BX	35	889	BX	63	1600	BX	91	2311	BX	117	2972
BX	36	914	BX	64	1626	BX	92	2337	BX	123.5	3137
BX	37	940	BX	65	1651	BX	93	2362	BX	124.5	3162
BX	38	965	BX	66	1676	BX	94	2388	BX	125	3175
BX	39	991	BX	67	1702	BX	95	2413	BX	125.5	3188
BX	40	1016	BX	68	1727	BX	96	2438	BX	126	3200
BX	41	1041	BX	69	1753	BX	97	2464	BX	126.5	3213
BX	42	1067	BX	70	1778	BX	98	2489	BX	127	3226
BX	43	1092	BX	71	1803	BX	99	2515	BX	127.5	3239
BX	44	1118	BX	72	1829	BX	100	2540	BX	128	3251
BX	45	1143	BX	73	1854	BX	100.5	2553	BX	128.5	3264
BX	46	1168	BX	74	1880	BX	101	2565	BX	129	3277
BX	47	1194	BX	75	1905						

Industrial Cogged Belts Sizing

Type	Imperial (Inches)	Metric (mm)	Type	Imperial (Inches)	Metric (mm)	Type	Imperial (Inches)	Metric (mm)	Type	Imperial (Inches)	Metric (mm)
CX	40	1016	CX	63	1600	CX	86	2184	CX	104	2642
CX	41	1041	CX	64	1626	CX	87	2210	CX	104.5	2654
CX	42	1067	CX	65	1651	CX	88	2235	CX	105	2667
CX	43	1092	CX	66	1676	CX	89	2311	CX	105.5	2680
CX	44	1118	CX	67	1702	CX	90	2337	CX	112.5	2858
CX	45	1143	CX	68	1727	CX	91	2362	CX	113	2870
CX	46	1168	CX	69	1753	CX	92	2388	CX	113.5	2883
CX	47	1194	CX	70	1778	CX	93	2413	CX	114	2896
CX	48	1219	CX	71	1803	CX	94	2438	CX	115.5	2934
CX	49	1245	CX	72	1829	CX	95	2464	CX	116	2946
CX	50	1270	CX	73	1854	CX	96	2489	CX	116.5	2959
CX	51	1295	CX	74	1880	CX	97	2515	CX	117	2972
CX	52	1321	CX	75	1905	CX	98	2540	CX	123.5	3137
CX	53	1346	CX	76	1930	CX	99	2565	CX	124	3150
CX	54	1372	CX	77	1956	CX	100	2540	CX	124.5	3162
CX	55	1397	CX	78	1981	CX	100.5	2553	CX	125	3175
CX	56	1422	CX	79	2007	CX	101	2565	CX	125.5	3188
CX	57	1448	CX	80	2032	CX	101.5	2578	CX	126	3200
CX	58	1473	CX	81	2057	CX	102	2591	CX	126.5	3213
CX	59	1499	CX	82	2083	CX	102.5	2604	CX	127	3226
CX	60	1524	CX	83	2108	CX	103	2616	CX	128	3251
CX	61	1549	CX	84	2134	CX	103.5	2629	CX	128.5	3264
CX	62	1575	CX	85	2159						

Industrial Cogged Belts Sizing

Type	Metric (mm)	Type	Metric (mm)	Type	Metric (mm)	Type	Metric (mm)	Type	Metric (mm)	Type	Metric (mm)
XPZ	487	XPZ	812	XPZ	1047	XPZ	1287	XPZ	1587	XPZ	2030
XPZ	512	XPZ	825	XPZ	1060	XPZ	1312	XPZ	1600	XPZ	2037
XPZ	562	XPZ	837	XPZ	1077	XPZ	1320	XPZ	1612	XPZ	2120
XPZ	587	XPZ	850	XPZ	1080	XPZ	1337	XPZ	1637	XPZ	2137
XPZ	612	XPZ	862	XPZ	1087	XPZ	1340	XPZ	1662	XPZ	2150
XPZ	630	XPZ	875	XPZ	1112	XPZ	1347	XPZ	1687	XPZ	2187
XPZ	637	XPZ	887	XPZ	1120	XPZ	1362	XPZ	1700	XPZ	2240
XPZ	662	XPZ	900	XPZ	1137	XPZ	1387	XPZ	1737	XPZ	2287
XPZ	670	XPZ	912	XPZ	1140	XPZ	1400	XPZ	1762	XPZ	2360
XPZ	687	XPZ	925	XPZ	1162	XPZ	1412	XPZ	1787	XPZ	2500
XPZ	710	XPZ	937	XPZ	1180	XPZ	1420	XPZ	1800	XPZ	2540
XPZ	722	XPZ	950	XPZ	1187	XPZ	1437	XPZ	1812	XPZ	2650
XPZ	737	XPZ	962	XPZ	1200	XPZ	1462	XPZ	1837	XPZ	2690
XPZ	750	XPZ	987	XPZ	1202	XPZ	1487	XPZ	1862	XPZ	2800
XPZ	760	XPZ	1000	XPZ	1212	XPZ	1500	XPZ	1887	XPZ	2840
XPZ	762	XPZ	1010	XPZ	1237	XPZ	1512	XPZ	1900	XPZ	3000
XPZ	772	XPZ	1012	XPZ	1250	XPZ	1520	XPZ	1937	XPZ	3150
XPZ	787	XPZ	1024	XPZ	1262	XPZ	1537	XPZ	1987	XPZ	3350
XPZ	800	XPZ	1037	XPZ	1270	XPZ	1562	XPZ	2000	XPZ	3550

Type	Metric (mm)	Type	Metric (mm)	Type	Metric (mm)	Type	Metric (mm)	Type	Metric (mm)	Type	Metric (mm)
XPA	707	XPA	1400	XPA	1807	XPA	2132	XPA	2532	XPA	2870
XPA	732	XPA	1500	XPA	1832	XPA	2182	XPA	2553	XPA	2883
XPA	800	XPA	1582	XPA	1857	XPA	2207	XPA	2565	XPA	2934
XPA	850	XPA	1600	XPA	1882	XPA	2232	XPA	2578	XPA	2946
XPA	900	XPA	1607	XPA	1900	XPA	2240	XPA	2591	XPA	2959
XPA	950	XPA	1632	XPA	1907	XPA	2282	XPA	2604	XPA	3137
XPA	957	XPA	1657	XPA	1932	XPA	2300	XPA	2616	XPA	3150
XPA	982	XPA	1682	XPA	1957	XPA	2307	XPA	2629	XPA	3175
XPA	1000	XPA	1700	XPA	1982	XPA	2332	XPA	2642	XPA	3188
XPA	1060	XPA	1707	XPA	2000	XPA	2360	XPA	2654	XPA	3200
XPA	1120	XPA	1732	XPA	2032	XPA	2382	XPA	2667	XPA	3213
XPA	1180	XPA	1757	XPA	2057	XPA	2432	XPA	2680	XPA	3226
XPA	1250	XPA	1782	XPA	2082	XPA	2482	XPA	2845	XPA	3239
XPA	1320	XPA	1800	XPA	2120	XPA	2500	XPA	2858	XPA	3251

Industrial Cogged Belts Sizing

Type	Metric (mm)	Type	Metric (mm)	Type	Metric (mm)	Type	Metric (mm)	Type	Metric (mm)	Type	Metric (mm)
XPB	1250	XPB	1600	XPB	2120	XPB	2553	XPB	2680	XPB	3175
XPB	1260	XPB	1690	XPB	2150	XPB	2565	XPB	2692	XPB	3188
XPB	1320	XPB	1700	XPB	2180	XPB	2578	XPB	2883	XPB	3200
XPB	1340	XPB	1750	XPB	2240	XPB	2591	XPB	2896	XPB	3213
XPB	1400	XPB	1800	XPB	2280	XPB	2604	XPB	2934	XPB	3226
XPB	1410	XPB	1850	XPB	2360	XPB	2616	XPB	2946	XPB	3239
XPB	1450	XPB	1900	XPB	2391	XPB	2629	XPB	2959	XPB	3251
XPB	1500	XPB	2000	XPB	2400	XPB	2642	XPB	2972	XPB	3264
XPB	1510	XPB	2020	XPB	2410	XPB	2654	XPB	3137	XPB	3277
XPB	1590	XPB	2060	XPB	2500	XPB	2667	XPB	3162		

Type	Metric (mm)	Type	Metric (mm)	Type	Metric (mm)	Type	Metric (mm)	Type	Metric (mm)	Type	Metric (mm)
XPC	2000	XPC	2565	XPC	2642	XPC	2883	XPC	3137	XPC	3200
XPC	2120	XPC	2578	XPC	2654	XPC	2896	XPC	3150	XPC	3213
XPC	2240	XPC	2591	XPC	2667	XPC	2934	XPC	3162	XPC	3226
XPC	2360	XPC	2604	XPC	2680	XPC	2946	XPC	3175	XPC	3251
XPC	2500	XPC	2616	XPC	2858	XPC	2959	XPC	3188	XPC	3264
XPC	2553	XPC	2629	XPC	2870	XPC	2972				

Industrial Cogged Belts Sizing

Type	Sizing	Type	Sizing	Type	Sizing	Type	Sizing
3VX	250	3VX	400	3VX	630	3VX	1000
3VX	265	3VX	425	3VX	670	3VX	1060
3VX	280	3VX	450	3VX	710	3VX	1120
3VX	300	3VX	475	3VX	750	3VX	1180
3VX	315	3VX	500	3VX	800	3VX	1250
3VX	335	3VX	530	3VX	850	3VX	1320
3VX	355	3VX	560	3VX	900	3VX	1400
3VX	375	3VX	600	3VX	950		

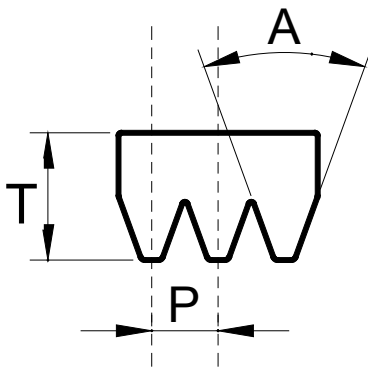
Type	Sizing	Type	Sizing	Type	Sizing	Type	Sizing
5VX	500	5VX	850	5VX	1400	5VX	2360
5VX	530	5VX	900	5VX	1500	5VX	2500
5VX	560	5VX	950	5VX	1600	5VX	2650
5VX	600	5VX	1000	5VX	1700	5VX	2800
5VX	630	5VX	1060	5VX	1800	5VX	3000
5VX	670	5VX	1120	5VX	1900	5VX	3150
5VX	710	5VX	1180	5VX	2000	5VX	3350
5VX	750	5VX	1250	5VX	2120	5VX	3550
5VX	800	5VX	1320	5VX	2240		

Poly Vee Belts

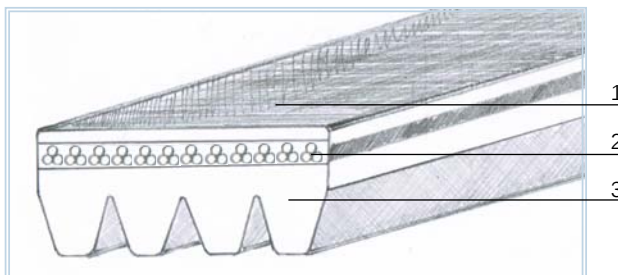


TOYOPOWER poly-vee belts are suitable for higher power transmission requirements.

1. Highly flexible
2. Special formulated rubber compound
3. Maintain constant tension during transmission
4. Energy efficient
5. Noise reduction
6. Superior oil, water and heat resistant
7. Compact design
8. Comprehensive profile from light to heavy applications



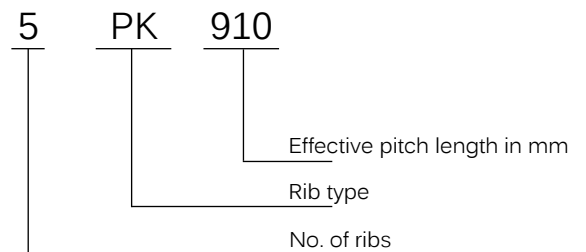
Type	Pitch P	Thickness T	Angle A
PJ	0.092" (2.34mm)	0.16" (4.0mm)	40 °
PK	0.140" (3.56mm)	0.17" (4.3mm)	40 °
PL	0.185" (4.70mm)	0.35" (9.0mm)	40 °



Construction

- 1 - Rubber Impregnated Fabric
- 2 - Polyester Tensile Cords
- 3 - EPDM Rubber

Belt Sizing



Poly Vee Belts Sizing

Type	Metric (mm)	Type	Metric (mm)	Type	Metric (mm)	Type	Metric (mm)	Type	Metric (mm)	Type	Metric (mm)
PJ	455	PJ	655	PJ	855	PJ	1055	PJ	1255	PJ	1455
PJ	460	PJ	660	PJ	860	PJ	1060	PJ	1260	PJ	1460
PJ	465	PJ	665	PJ	865	PJ	1065	PJ	1265	PJ	1465
PJ	470	PJ	670	PJ	870	PJ	1070	PJ	1270	PJ	1470
PJ	475	PJ	675	PJ	875	PJ	1075	PJ	1275	PJ	1475
PJ	480	PJ	680	PJ	880	PJ	1080	PJ	1280	PJ	1480
PJ	485	PJ	685	PJ	885	PJ	1085	PJ	1285	PJ	1485
PJ	490	PJ	690	PJ	890	PJ	1090	PJ	1290	PJ	1490
PJ	495	PJ	695	PJ	895	PJ	1095	PJ	1295	PJ	1495
PJ	500	PJ	700	PJ	900	PJ	1100	PJ	1300	PJ	1500
PJ	505	PJ	705	PJ	905	PJ	1105	PJ	1305	PJ	1505
PJ	510	PJ	710	PJ	910	PJ	1110	PJ	1310	PJ	1510
PJ	515	PJ	715	PJ	915	PJ	1115	PJ	1315	PJ	1515
PJ	520	PJ	720	PJ	920	PJ	1120	PJ	1320	PJ	1520
PJ	525	PJ	725	PJ	925	PJ	1125	PJ	1325	PJ	1525
PJ	530	PJ	730	PJ	930	PJ	1130	PJ	1330	PJ	1530
PJ	535	PJ	735	PJ	935	PJ	1135	PJ	1335	PJ	1535
PJ	540	PJ	740	PJ	940	PJ	1140	PJ	1340	PJ	1540
PJ	545	PJ	745	PJ	945	PJ	1145	PJ	1345	PJ	1545
PJ	550	PJ	750	PJ	950	PJ	1150	PJ	1350	PJ	1550
PJ	555	PJ	755	PJ	955	PJ	1155	PJ	1355	PJ	1555
PJ	560	PJ	760	PJ	960	PJ	1160	PJ	1360	PJ	1560
PJ	565	PJ	765	PJ	965	PJ	1165	PJ	1365	PJ	1565
PJ	570	PJ	770	PJ	970	PJ	1170	PJ	1370	PJ	1570
PJ	575	PJ	775	PJ	975	PJ	1175	PJ	1375	PJ	1575
PJ	580	PJ	780	PJ	980	PJ	1180	PJ	1380	PJ	1580
PJ	585	PJ	785	PJ	985	PJ	1185	PJ	1385	PJ	1585
PJ	590	PJ	790	PJ	990	PJ	1190	PJ	1390	PJ	1590
PJ	595	PJ	795	PJ	995	PJ	1195	PJ	1395	PJ	1595
PJ	600	PJ	800	PJ	1000	PJ	1200	PJ	1400	PJ	1600
PJ	605	PJ	805	PJ	1005	PJ	1205	PJ	1405	PJ	1605
PJ	610	PJ	810	PJ	1010	PJ	1210	PJ	1410	PJ	1610
PJ	615	PJ	815	PJ	1015	PJ	1215	PJ	1415	PJ	1615
PJ	620	PJ	820	PJ	1020	PJ	1220	PJ	1420	PJ	1620
PJ	625	PJ	825	PJ	1025	PJ	1225	PJ	1425	PJ	1625
PJ	630	PJ	830	PJ	1030	PJ	1230	PJ	1430	PJ	1630
PJ	635	PJ	835	PJ	1035	PJ	1235	PJ	1435	PJ	1635
PJ	640	PJ	840	PJ	1040	PJ	1240	PJ	1440	PJ	1640
PJ	645	PJ	845	PJ	1045	PJ	1245	PJ	1445	PJ	1645
PJ	650	PJ	850	PJ	1050	PJ	1250	PJ	1450	PJ	1650

Please contact us if sizes are not found above

Poly Vee Belts Sizing

Type	Metric (mm)	Type	Metric (mm)	Type	Metric (mm)	Type	Metric (mm)	Type	Metric (mm)	Type	Metric (mm)
PJ	1655	PJ	1845	PJ	2035	PJ	2225	PJ	2415	PJ	2645
PJ	1660	PJ	1850	PJ	2040	PJ	2230	PJ	2420	PJ	2805
PJ	1665	PJ	1855	PJ	2045	PJ	2235	PJ	2425	PJ	2810
PJ	1670	PJ	1860	PJ	2050	PJ	2240	PJ	2430	PJ	2815
PJ	1675	PJ	1865	PJ	2055	PJ	2245	PJ	2435	PJ	2820
PJ	1680	PJ	1870	PJ	2060	PJ	2250	PJ	2440	PJ	2825
PJ	1685	PJ	1875	PJ	2065	PJ	2255	PJ	2445	PJ	2830
PJ	1690	PJ	1880	PJ	2070	PJ	2260	PJ	2450	PJ	2835
PJ	1695	PJ	1885	PJ	2075	PJ	2265	PJ	2455	PJ	2875
PJ	1700	PJ	1890	PJ	2080	PJ	2270	PJ	2460	PJ	2880
PJ	1705	PJ	1895	PJ	2085	PJ	2275	PJ	2465	PJ	2885
PJ	1710	PJ	1900	PJ	2090	PJ	2280	PJ	2470	PJ	2890
PJ	1715	PJ	1905	PJ	2095	PJ	2285	PJ	2475	PJ	2895
PJ	1720	PJ	1910	PJ	2100	PJ	2290	PJ	2480	PJ	2900
PJ	1725	PJ	1915	PJ	2105	PJ	2295	PJ	2485	PJ	3075
PJ	1730	PJ	1920	PJ	2110	PJ	2300	PJ	2490	PJ	3080
PJ	1735	PJ	1925	PJ	2115	PJ	2305	PJ	2495	PJ	3085
PJ	1740	PJ	1930	PJ	2120	PJ	2310	PJ	2500	PJ	3090
PJ	1745	PJ	1935	PJ	2125	PJ	2315	PJ	2505	PJ	3095
PJ	1750	PJ	1940	PJ	2130	PJ	2320	PJ	2510	PJ	3100
PJ	1755	PJ	1945	PJ	2135	PJ	2325	PJ	2515	PJ	3110
PJ	1760	PJ	1950	PJ	2140	PJ	2330	PJ	2520	PJ	3115
PJ	1765	PJ	1955	PJ	2145	PJ	2335	PJ	2525	PJ	3120
PJ	1770	PJ	1960	PJ	2150	PJ	2340	PJ	2530	PJ	3125
PJ	1775	PJ	1965	PJ	2155	PJ	2345	PJ	2535	PJ	3130
PJ	1780	PJ	1970	PJ	2160	PJ	2350	PJ	2565	PJ	3135
PJ	1785	PJ	1975	PJ	2165	PJ	2355	PJ	2570	PJ	3140
PJ	1790	PJ	1980	PJ	2170	PJ	2360	PJ	2575	PJ	3145
PJ	1795	PJ	1985	PJ	2175	PJ	2365	PJ	2580	PJ	3150
PJ	1800	PJ	1990	PJ	2180	PJ	2370	PJ	2585	PJ	3155
PJ	1805	PJ	1995	PJ	2185	PJ	2375	PJ	2590	PJ	3160
PJ	1810	PJ	2000	PJ	2190	PJ	2380	PJ	2595	PJ	3165
PJ	1815	PJ	2005	PJ	2195	PJ	2385	PJ	2600	PJ	3170
PJ	1820	PJ	2010	PJ	2200	PJ	2390	PJ	2605	PJ	3175
PJ	1825	PJ	2015	PJ	2205	PJ	2395	PJ	2610	PJ	3180
PJ	1830	PJ	2020	PJ	2210	PJ	2400	PJ	2615	PJ	3185
PJ	1835	PJ	2025	PJ	2215	PJ	2405	PJ	2620	PJ	3190
PJ	1840	PJ	2030	PJ	2220	PJ	2410	PJ	2640	PJ	3195

Poly Vee Belts Sizing

Type	Metric (mm)	Type	Metric (mm)	Type	Metric (mm)	Type	Metric (mm)	Type	Metric (mm)	Type	Metric (mm)
PK	455	PK	655	PK	855	PK	1055	PK	1255	PK	1455
PK	460	PK	660	PK	860	PK	1060	PK	1260	PK	1460
PK	465	PK	665	PK	865	PK	1065	PK	1265	PK	1465
PK	470	PK	670	PK	870	PK	1070	PK	1270	PK	1470
PK	475	PK	675	PK	875	PK	1075	PK	1275	PK	1475
PK	480	PK	680	PK	880	PK	1080	PK	1280	PK	1480
PK	485	PK	685	PK	885	PK	1085	PK	1285	PK	1485
PK	490	PK	690	PK	890	PK	1090	PK	1290	PK	1490
PK	495	PK	695	PK	895	PK	1095	PK	1295	PK	1495
PK	500	PK	700	PK	900	PK	1100	PK	1300	PK	1500
PK	505	PK	705	PK	905	PK	1105	PK	1305	PK	1505
PK	510	PK	710	PK	910	PK	1110	PK	1310	PK	1510
PK	515	PK	715	PK	915	PK	1115	PK	1315	PK	1515
PK	520	PK	720	PK	920	PK	1120	PK	1320	PK	1520
PK	525	PK	725	PK	925	PK	1125	PK	1325	PK	1525
PK	530	PK	730	PK	930	PK	1130	PK	1330	PK	1530
PK	535	PK	735	PK	935	PK	1135	PK	1335	PK	1535
PK	540	PK	740	PK	940	PK	1140	PK	1340	PK	1540
PK	545	PK	745	PK	945	PK	1145	PK	1345	PK	1545
PK	550	PK	750	PK	950	PK	1150	PK	1350	PK	1550
PK	555	PK	755	PK	955	PK	1155	PK	1355	PK	1555
PK	560	PK	760	PK	960	PK	1160	PK	1360	PK	1560
PK	565	PK	765	PK	965	PK	1165	PK	1365	PK	1565
PK	570	PK	770	PK	970	PK	1170	PK	1370	PK	1570
PK	575	PK	775	PK	975	PK	1175	PK	1375	PK	1575
PK	580	PK	780	PK	980	PK	1180	PK	1380	PK	1580
PK	585	PK	785	PK	985	PK	1185	PK	1385	PK	1585
PK	590	PK	790	PK	990	PK	1190	PK	1390	PK	1590
PK	595	PK	795	PK	995	PK	1195	PK	1395	PK	1595
PK	600	PK	800	PK	1000	PK	1200	PK	1400	PK	1600
PK	605	PK	805	PK	1005	PK	1205	PK	1405	PK	1605
PK	610	PK	810	PK	1010	PK	1210	PK	1410	PK	1610
PK	615	PK	815	PK	1015	PK	1215	PK	1415	PK	1615
PK	620	PK	820	PK	1020	PK	1220	PK	1420	PK	1620
PK	625	PK	825	PK	1025	PK	1225	PK	1425	PK	1625
PK	630	PK	830	PK	1030	PK	1230	PK	1430	PK	1630
PK	635	PK	835	PK	1035	PK	1235	PK	1435	PK	1635
PK	640	PK	840	PK	1040	PK	1240	PK	1440	PK	1640
PK	645	PK	845	PK	1045	PK	1245	PK	1445	PK	1645
PK	650	PK	850	PK	1050	PK	1250	PK	1450	PK	1650

Please contact us if sizes are not found above

Poly Vee Belts Sizing

Type	Metric (mm)	Type	Metric (mm)	Type	Metric (mm)	Type	Metric (mm)	Type	Metric (mm)	Type	Metric (mm)
PK	1655	PK	1845	PK	2035	PK	2225	PK	2415	PK	2645
PK	1660	PK	1850	PK	2040	PK	2230	PK	2420	PK	2805
PK	1665	PK	1855	PK	2045	PK	2235	PK	2425	PK	2810
PK	1670	PK	1860	PK	2050	PK	2240	PK	2430	PK	2815
PK	1675	PK	1865	PK	2055	PK	2245	PK	2435	PK	2820
PK	1680	PK	1870	PK	2060	PK	2250	PK	2440	PK	2825
PK	1685	PK	1875	PK	2065	PK	2255	PK	2445	PK	2830
PK	1690	PK	1880	PK	2070	PK	2260	PK	2450	PK	2835
PK	1695	PK	1885	PK	2075	PK	2265	PK	2455	PK	2875
PK	1700	PK	1890	PK	2080	PK	2270	PK	2460	PK	2880
PK	1705	PK	1895	PK	2085	PK	2275	PK	2465	PK	2885
PK	1710	PK	1900	PK	2090	PK	2280	PK	2470	PK	2890
PK	1715	PK	1905	PK	2095	PK	2285	PK	2475	PK	2895
PK	1720	PK	1910	PK	2100	PK	2290	PK	2480	PK	2900
PK	1725	PK	1915	PK	2105	PK	2295	PK	2485	PK	3075
PK	1730	PK	1920	PK	2110	PK	2300	PK	2490	PK	3080
PK	1735	PK	1925	PK	2115	PK	2305	PK	2495	PK	3085
PK	1740	PK	1930	PK	2120	PK	2310	PK	2500	PK	3090
PK	1745	PK	1935	PK	2125	PK	2315	PK	2505	PK	3095
PK	1750	PK	1940	PK	2130	PK	2320	PK	2510	PK	3100
PK	1755	PK	1945	PK	2135	PK	2325	PK	2515	PK	3110
PK	1760	PK	1950	PK	2140	PK	2330	PK	2520	PK	3115
PK	1765	PK	1955	PK	2145	PK	2335	PK	2525	PK	3120
PK	1770	PK	1960	PK	2150	PK	2340	PK	2530	PK	3125
PK	1775	PK	1965	PK	2155	PK	2345	PK	2535	PK	3130
PK	1780	PK	1970	PK	2160	PK	2350	PK	2565	PK	3135
PK	1785	PK	1975	PK	2165	PK	2355	PK	2570	PK	3140
PK	1790	PK	1980	PK	2170	PK	2360	PK	2575	PK	3145
PK	1795	PK	1985	PK	2175	PK	2365	PK	2580	PK	3150
PK	1800	PK	1990	PK	2180	PK	2370	PK	2585	PK	3155
PK	1805	PK	1995	PK	2185	PK	2375	PK	2590	PK	3160
PK	1810	PK	2000	PK	2190	PK	2380	PK	2595	PK	3165
PK	1815	PK	2005	PK	2195	PK	2385	PK	2600	PK	3170
PK	1820	PK	2010	PK	2200	PK	2390	PK	2605	PK	3175
PK	1825	PK	2015	PK	2205	PK	2395	PK	2610	PK	3180
PK	1830	PK	2020	PK	2210	PK	2400	PK	2615	PK	3185
PK	1835	PK	2025	PK	2215	PK	2405	PK	2620	PK	3190
PK	1840	PK	2030	PK	2220	PK	2410	PK	2640	PK	3195

Poly Vee Belts Sizing

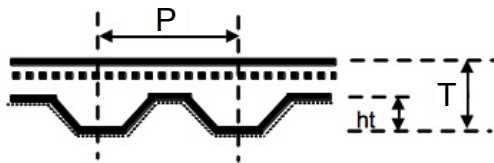
Type	Metric (mm)	Type	Metric (mm)	Type	Metric (mm)	Type	Metric (mm)	Type	Metric (mm)	Type	Metric (mm)
PL	1270	PL	1610	PL	1945	PL	2200	PL	2845	PL	3290
PL	1370	PL	1665	PL	1980	PL	2325	PL	2920	PL	3330
PL	1400	PL	1715	PL	2020	PL	2475	PL	3085	PL	3700
PL	1420	PL	1765	PL	2070	PL	2515	PL	3125	PL	3810
PL	1560	PL	1840	PL	2135	PL	2700				

Industrial Timing Belts

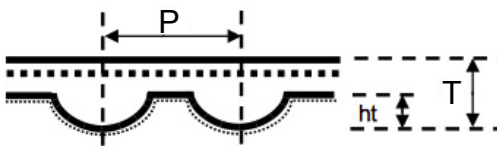


TOYOPOWER offers premium quality industrial timing belts for various types of synchronous drives

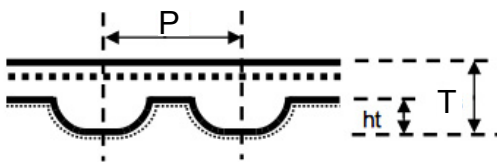
- Built with specially formulated rubber
- Ensuring non-slip positive drive with constant angular velocity
- Precisely moulded teeth profiles
- High power transmission capabilities
- No elongation
- No maintenance
- Comprehensive range



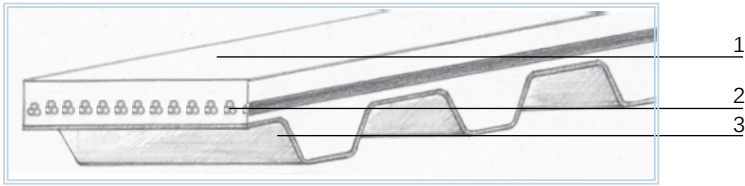
Type	Pitch	P	Height	ht	Thickness	T
MXL	0.080"	(2.032mm)	0.020"	(0.51mm)	0.045"	(1.14mm)
XL	0.200"	(5.080mm)	0.050"	(1.27mm)	0.091"	(2.30mm)
L	0.375"	(9.525mm)	0.075"	(1.91mm)	0.142"	(3.60mm)
H	0.500"	(12.700mm)	0.090"	(2.29mm)	0.169"	(4.30mm)
XH	0.875"	(22.225mm)	0.250"	(6.35mm)	0.250"	(11.20mm)



Type	Pitch	P	Height	ht	Thickness	T
3M	0.118"	(3.00mm)	0.046"	(1.17mm)	0.094"	(2.40mm)
5M	0.197"	(5.00mm)	0.081"	(2.06mm)	0.149"	(3.80mm)
8M	0.315"	(8.00mm)	0.132"	(3.36mm)	0.236"	(6.00mm)
14M	0.551"	(14.00mm)	0.237"	(6.02mm)	0.394"	(10.00mm)



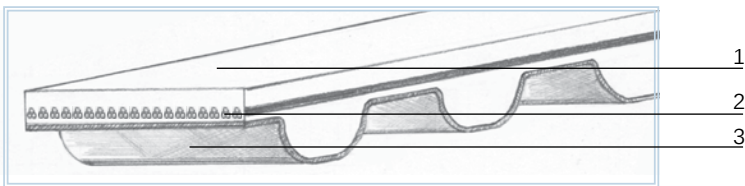
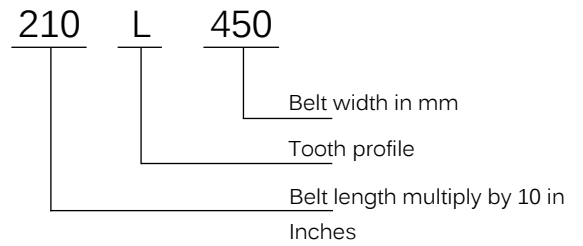
Type	Pitch	P	Height	ht	Thickness	T
S3M	0.118"	(3.00mm)	0.045"	(1.14mm)	0.087"	(2.20mm)
S4.5M	0.177"	(4.50mm)	0.067"	(1.71mm)	0.111"	(2.81mm)
S5M	0.197"	(5.00mm)	0.075"	(1.91mm)	0.134"	(3.40mm)
S8M	0.315"	(8.00mm)	0.120"	(3.05mm)	0.209"	(5.30mm)
S14M	0.551"	(14.00mm)	0.209"	(5.30mm)	0.402"	(10.20mm)



Construction

- 1 - Rubber Impregnated Fabric
- 2 - Heavy Duty Tensile Cords
- 3 - Rubber Impregnated Fabric


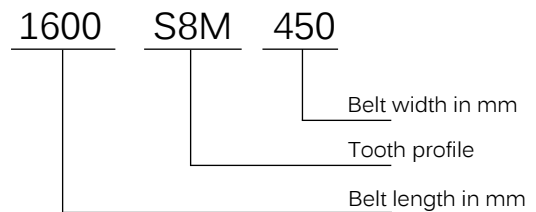
Belt Sizing



Construction

- 1 - Chloroprene Rubber
- 2 - Heavy Duty Tensile Cords
- 3 - Rubber Impregnated Fabric

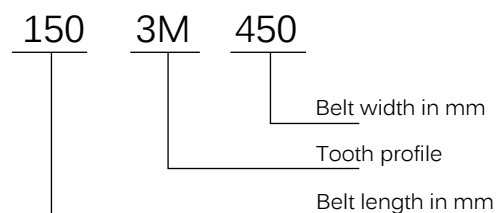
Belt Sizing



Construction

- 1 - Chloroprene Rubber
- 2 - Heavy Duty Tensile Cords
- 3 - Rubber Impregnated Fabric

Belt Sizing



Industrial Timing Belts Sizing

Type	Teeth	Type	Teeth	Type	Teeth	Type	Teeth	Type	Teeth	Type	Teeth
21MXL	26	63MXL	79	101MXL	126	155MXL	194	238MXL	298	425MXL	531
22MXL	27	64MXL	80	102MXL	128	156MXL	195	240MXL	300	437MXL	546
26MXL	33	65MXL	82	104MXL	130	157MXL	196	244MXL	305	438MXL	548
28MXL	35	66MXL	83	105MXL	131	158MXL	197	248MXL	310	440MXL	550
29MXL	36	67MXL	84	106MXL	132	160MXL	200	250MXL	312	456MXL	570
30MXL	38	68MXL	85	108MXL	135	165MXL	206	252MXL	315	466MXL	583
32MXL	40	69MXL	87	109MXL	136	168MXL	210	254MXL	318	480MXL	600
34MXL	43	70MXL	88	110MXL	138	169MXL	212	256MXL	320	488MXL	610
36MXL	45	71MXL	89	111MXL	139	172MXL	215	259MXL	324	518MXL	648
38MXL	48	72MXL	90	112MXL	140	173MXL	216	260MXL	325	522MXL	653
39MXL	49	73MXL	92	113MXL	142	177MXL	221	262MXL	328	525MXL	656
40MXL	50	75MXL	94	115MXL	144	180MXL	225	264MXL	330	544MXL	680
41MXL	51	76MXL	95	116MXL	145	182MXL	228	268MXL	335	576MXL	720
42MXL	53	77MXL	97	118MXL	148	185MXL	232	269MXL	336	600MXL	750
43MXL	54	78MXL	98	119MXL	149	186MXL	233	278MXL	347	608MXL	760
44MXL	55	80MXL	100	120MXL	150	187MXL	234	280MXL	350	624MXL	780
45MXL	56	81MXL	102	121MXL	152	188MXL	235	288MXL	360	640MXL	800
46MXL	58	82MXL	103	122MXL	153	189MXL	236	290MXL	362	764MXL	955
47MXL	59	84MXL	105	123MXL	154	191MXL	239	292MXL	365	765MXL	957
48MXL	60	85MXL	106	124MXL	155	192MXL	240	297MXL	371	810MXL	1012
49MXL	61	86MXL	108	125MXL	156	198MXL	248	302MXL	378	824MXL	1030
50MXL	63	87MXL	109	126MXL	158	199MXL	249	304MXL	380	848MXL	1060
51MXL	64	88MXL	110	128MXL	160	200MXL	250	320MXL	400	870MXL	1088
52MXL	65	89MXL	112	130MXL	162	201MXL	251	326MXL	408	880MXL	1100
53MXL	66	90MXL	113	132MXL	165	205MXL	256	332MXL	415	910MXL	1137
54MXL	68	91MXL	114	134MXL	168	212MXL	265	339MXL	424	1000MXL	1250
55MXL	69	92MXL	115	136MXL	170	218MXL	273	358MXL	448	1042MXL	1302
56MXL	70	93MXL	116	138MXL	173	221MXL	276	362MXL	453	1141MXL	1426
57MXL	71	94MXL	118	140MXL	175	224MXL	280	370MXL	463	1170MXL	1463
58MXL	72	95MXL	119	144MXL	180	228MXL	285	378MXL	472	1213MXL	1516
60MXL	75	96MXL	120	147MXL	184	230MXL	288	403MXL	504	1445MXL	1806
61MXL	76	98MXL	123	152MXL	190	232MXL	290	404MXL	505	1500MXL	1875
62MXL	78	100MXL	125	154MXL	192	236MXL	295	418MXL	522	1635MXL	2044

Industrial Timing Belts Sizing

Type	Teeth	Type	Teeth	Type	Teeth	Type	Teeth	Type	Teeth	Type	Teeth
44XL	22	122XL	61	180XL	90	248XL	124	350XL	175	496XL	248
56XL	28	124XL	62	182XL	91	250XL	125	352XL	176	514XL	257
60XL	30	126XL	63	184XL	92	256XL	128	356XL	178	530XL	265
64XL	32	128XL	64	186XL	93	260XL	130	360XL	180	560XL	280
70XL	35	130XL	65	188XL	94	264XL	132	362XL	181	564XL	282
72XL	36	132XL	66	190XL	95	266XL	133	364XL	182	566XL	283
74XL	37	134XL	67	192XL	96	270XL	135	370XL	185	570XL	285
76XL	38	136XL	68	194XL	97	272XL	136	372XL	186	574XL	287
78XL	39	138XL	69	196XL	98	274XL	137	376XL	188	580XL	290
80XL	40	140XL	70	198XL	99	276XL	138	380XL	190	592XL	296
82XL	41	142XL	71	200XL	100	280XL	140	384XL	192	600XL	300
84XL	42	144XL	72	202XL	101	282XL	141	390XL	195	612XL	306
86XL	43	146XL	73	206XL	103	286XL	143	392XL	196	616XL	308
88XL	44	148XL	74	208XL	104	288XL	144	396XL	198	630XL	315
90XL	45	150XL	75	210XL	105	290XL	145	400XL	200	670XL	335
92XL	46	152XL	76	212XL	106	296XL	148	412XL	206	672XL	336
94XL	47	154XL	77	214XL	107	300XL	150	414XL	207	686XL	343
96XL	48	156XL	78	216XL	108	304XL	152	420XL	210	710XL	355
98XL	49	158XL	79	218XL	109	306XL	153	424XL	212	720XL	360
100XL	50	160XL	80	220XL	110	310XL	155	430XL	215	736XL	368
102XL	51	162XL	81	226XL	113	316XL	158	432XL	216	788XL	394
104XL	52	164XL	82	228XL	114	320XL	160	434XL	217	860XL	430
106XL	53	166XL	83	230XL	115	322XL	161	438XL	219	888XL	444
108XL	54	168XL	84	234XL	117	326XL	163	450XL	225	900XL	450
110XL	55	170XL	85	236XL	118	330XL	165	460XL	230	1032XL	516
112XL	56	172XL	86	238XL	119	336XL	168	470XL	235	1220XL	610
114XL	57	174XL	87	240XL	120	340XL	170	480XL	240	1300XL	650
116XL	58	176XL	88	244XL	122	344XL	172	490XL	245	1494XL	747
118XL	59	178XL	89	246XL	123	348XL	174	492XL	246	2128XL	1064
120XL	60										

Industrial Timing Belts Sizing

Type	Teeth	Type	Teeth	Type	Teeth	Type	Teeth	Type	Teeth	Type	Teeth
67L	18	195L	52	280L	75	390L	104	518L	138	731L	195
98L	26	200L	53	285L	76	394L	105	525L	140	739L	197
100L	27	203L	54	300L	80	397L	106	540L	144	765L	204
109L	29	210L	56	304L	81	400L	107	548L	146	788L	210
113L	30	214L	57	315L	84	405L	108	555L	148	817L	218
120L	32	217L	58	319L	85	408L	109	570L	152	840L	224
124L	33	220L	59	322L	86	412L	110	574L	153	855L	228
130L	35	225L	60	326L	87	420L	112	581L	155	863L	230
135L	36	230L	61	330L	88	427L	114	585L	156	870L	232
143L	38	233L	62	334L	89	435L	116	600L	160	881L	235
150L	40	236L	63	337L	90	439L	117	615L	164	890L	237
154L	41	240L	64	341L	91	442L	118	619L	165	900L	240
158L	42	244L	65	345L	92	446L	119	630L	168	915L	244
161L	43	248L	66	352L	94	450L	120	634L	169	934L	249
165L	44	255L	68	356L	95	454L	121	660L	176	1028L	274
169L	45	258L	69	360L	96	461L	123	694L	185	1148L	306
173L	46	263L	70	367L	98	465L	124	697L	186	1192L	318
176L	47	265L	71	371L	99	480L	128	701L	187	1406L	375
180L	48	270L	72	375L	100	495L	132	712L	190	1418L	378
185L	49	275L	73	382L	102	500L	133	720L	192	1675L	447
187L	50	277L	74	387L	103	510L	136	728L	194	1998L	530
191L	51										

Type	Teeth	Type	Teeth	Type	Teeth	Type	Teeth	Type	Teeth	Type	Teeth
145H	29	340H	68	515H	103	700H	140	1000H	200	1440H	288
160H	32	345H	69	520H	104	710H	142	1020H	204	1450H	290
165H	33	350H	70	525H	105	720H	144	1030H	206	1460H	292
180H	36	355H	71	530H	106	725H	145	1040H	208	1500H	300
185H	37	360H	72	535H	107	730H	146	1050H	210	1510H	302
200H	40	365H	73	540H	108	740H	148	1070H	214	1535H	307
205H	41	370H	74	550H	110	750H	150	1085H	217	1550H	310
210H	42	375H	75	555H	111	770H	154	1100H	220	1560H	312
215H	43	380H	76	560H	112	775H	155	1120H	224	1600H	320
220H	44	390H	78	565H	113	785H	157	1130H	226	1630H	326
225H	45	395H	79	570H	114	800H	160	1140H	228	1660H	332
230H	46	400H	80	580H	116	810H	162	1150H	230	1680H	336
240H	48	405H	81	585H	117	820H	164	1160H	232	1700H	340
245H	49	410H	82	590H	118	830H	166	1170H	234	1750H	350
250H	50	420H	84	600H	120	840H	168	1175H	235	1765H	353
255H	51	425H	85	605H	121	850H	170	1180H	236	1855H	371
260H	52	430H	86	610H	122	860H	172	1200H	240	2010H	402
270H	54	445H	89	615H	123	880H	176	1210H	242	2050H	410
280H	56	450H	90	625H	125	890H	178	1250H	250	2100H	420
285H	57	455H	91	630H	126	895H	179	1260H	252	2200H	440
290H	58	460H	92	640H	128	900H	180	1270H	254	2210H	442
300H	60	465H	93	645H	129	920H	184	1300H	260	2360H	472
310H	62	470H	94	650H	130	930H	186	1325H	265	2500H	500
315H	63	480H	96	660H	132	950H	190	1350H	270	2600H	520
320H	64	485H	97	670H	134	960H	192	1360H	272	2680H	536
325H	65	490H	98	680H	136	980H	196	1380H	276	2700H	540
330H	66	500H	100	690H	138	985H	197	1400H	280	2720H	544
335H	67	510H	102	695H	139						

Type	Metric (mm)	Type	Metric (mm)	Type	Metric (mm)	Type	Metric (mm)	Type	Metric (mm)	Type	Metric (mm)
463XH	53	570XH	65	648XH	74	800XH	91	927XH	106	1400XH	160
473XH	54	580XH	66	700XH	80	805XH	92	980XH	112	1540XH	176
481XH	55	586XH	67	710XH	81	840XH	96	1000XH	114	1575XH	180
507XH	58	604XH	69	735XH	84	850XH	97	1120XH	128	1750XH	200
534XH	61	610XH	70	752XH	86	901XH	103	1200XH	137	1873XH	214
560XH	64	630XH	72	770XH	88	919XH	105	1260XH	144	2275XH	260

Industrial Timing Belts Sizing

Type	Teeth	Type	Teeth	Type	Teeth	Type	Teeth	Type	Teeth	Type	Teeth
60-3M	20	198-3M	66	309-3M	103	456-3M	152	606-3M	202	900-3M	300
81-3M	27	201-3M	67	312-3M	104	459-3M	153	609-3M	203	939-3M	313
87-3M	29	204-3M	68	315-3M	105	462-3M	154	612-3M	204	945-3M	315
90-3M	30	207-3M	69	318-3M	106	468-3M	156	615-3M	205	960-3M	320
99-3M	33	210-3M	70	324-3M	108	471-3M	157	624-3M	208	969-3M	323
102-3M	34	213-3M	71	327-3M	109	474-3M	158	630-3M	210	1026-3M	342
111-3M	37	216-3M	72	330-3M	110	477-3M	159	633-3M	211	1062-3M	354
114-3M	38	219-3M	73	333-3M	111	480-3M	160	639-3M	213	1068-3M	356
117-3M	39	222-3M	74	336-3M	112	483-3M	161	648-3M	216	1071-3M	357
120-3M	40	225-3M	75	339-3M	113	486-3M	162	654-3M	218	1125-3M	375
123-3M	41	228-3M	76	342-3M	114	489-3M	163	657-3M	219	1176-3M	392
126-3M	42	234-3M	78	345-3M	115	492-3M	164	669-3M	223	1209-3M	403
129-3M	43	237-3M	79	348-3M	116	495-3M	165	672-3M	224	1245-3M	415
132-3M	44	240-3M	80	351-3M	117	498-3M	166	675-3M	225	1260-3M	420
135-3M	45	243-3M	81	354-3M	118	501-3M	167	684-3M	228	1263-3M	4212
138-3M	46	246-3M	82	357-3M	119	507-3M	169	687-3M	229	1344-3M	448
141-3M	47	249-3M	83	360-3M	120	510-3M	170	690-3M	230	1374-3M	458
144-3M	48	252-3M	84	363-3M	121	513-3M	171	699-3M	233	1401-3M	467
147-3M	49	255-3M	85	366-3M	122	519-3M	173	708-3M	236	1494-3M	483
150-3M	50	258-3M	86	375-3M	125	522-3M	174	711-3M	237	1500-3M	500
153-3M	51	261-3M	87	381-3M	127	525-3M	175	720-3M	240	1530-3M	510
156-3M	52	264-3M	88	384-3M	128	531-3M	177	738-3M	246	1545-3M	515
159-3M	53	267-3M	89	390-3M	130	537-3M	179	741-3M	247	1569-3M	523
162-3M	54	270-3M	90	393-3M	131	540-3M	180	750-3M	250	1587-3M	529
165-3M	55	273-3M	91	396-3M	132	558-3M	186	753-3M	251	1800-3M	600
168-3M	56	276-3M	92	399-3M	133	564-3M	188	801-3M	267	1863-3M	621
171-3M	57	279-3M	93	405-3M	135	570-3M	190	804-3M	268	1950-3M	650
174-3M	58	282-3M	94	411-3M	137	573-3M	191	813-3M	271	2160-3M	720
177-3M	59	285-3M	95	420-3M	140	576-3M	192	816-3M	272	2388-3M	796
180-3M	60	288-3M	96	423-3M	141	579-3M	193	822-3M	274	2640-3M	880
183-3M	61	291-3M	97	426-3M	142	582-3M	194	843-3M	281	3000-3M	1000
186-3M	62	294-3M	98	432-3M	144	591-3M	197	882-3M	294	3210-3M	1070
189-3M	63	297-3M	99	435-3M	145	594-3M	198	885-3M	295	3390-3M	1130
192-3M	64	300-3M	100	444-3M	148	597-3M	199	888-3M	296	6804-3M	2268
195-3M	65	306-3M	102	447-3M	149	600-3M	200				

Industrial Timing Belts Sizing

Type	Teeth	Type	Teeth	Type	Teeth	Type	Teeth	Type	Teeth	Type	Teeth
120-5M	24	400-5M	80	615-5M	123	835-5M	167	1175-5M	235	1690-5M	338
125-5M	25	405-5M	81	620-5M	124	840-5M	168	1180-5M	236	1700-5M	340
180-5M	36	410-5M	82	625-5M	125	845-5M	169	1185-5M	237	1720-5M	344
200-5M	40	415-5M	83	630-5M	126	850-5M	170	1195-5M	239	1730-5M	346
210-5M	42	420-5M	84	635-5M	127	860-5M	172	1200-5M	240	1750-5M	350
215-5M	43	425-5M	85	640-5M	128	865-5M	173	1210-5M	242	1770-5M	354
220-5M	44	430-5M	86	645-5M	129	870-5M	174	1225-5M	245	1780-5M	356
225-5M	45	435-5M	87	650-5M	130	880-5M	176	1235-5M	247	1790-5M	358
230-5M	46	440-5M	88	655-5M	131	890-5M	178	1240-5M	248	1800-5M	360
235-5M	47	445-5M	89	660-5M	132	895-5M	179	1250-5M	250	1870-5M	374
240-5M	48	450-5M	90	665-5M	133	900-5M	180	1260-5M	252	1880-5M	376
245-5M	49	455-5M	91	670-5M	134	910-5M	182	1270-5M	254	1895-5M	379
250-5M	50	460-5M	92	675-5M	135	920-5M	184	1280-5M	256	1945-5M	389
255-5M	51	465-5M	93	680-5M	136	925-5M	185	1290-5M	258	1960-5M	392
260-5M	52	470-5M	94	685-5M	137	930-5M	186	1295-5M	259	2000-5M	400
265-5M	53	475-5M	95	690-5M	138	935-5M	187	1300-5M	260	2050-5M	410
270-5M	54	480-5M	96	695-5M	139	940-5M	188	1335-5M	267	2100-5M	420
275-5M	55	485-5M	97	700-5M	140	950-5M	190	1340-5M	268	2110-5M	422
280-5M	56	490-5M	98	710-5M	142	960-5M	192	1350-5M	270	2160-5M	432
285-5M	57	500-5M	100	715-5M	143	965-5M	193	1375-5M	275	2250-5M	450
295-5M	59	505-5M	101	720-5M	144	975-5M	195	1380-5M	276	2350-5M	470
300-5M	60	510-5M	102	725-5M	145	980-5M	196	1390-5M	278	2370-5M	474
305-5M	61	515-5M	103	730-5M	146	990-5M	198	1400-5M	280	2375-5M	475
310-5M	62	520-5M	104	735-5M	147	1000-5M	200	1410-5M	282	2460-5M	492
315-5M	63	525-5M	105	740-5M	148	1020-5M	204	1420-5M	284	2525-5M	505
320-5M	64	530-5M	106	745-5M	149	1025-5M	205	1425-5M	285	2635-5M	527
325-5M	65	535-5M	107	750-5M	150	1035-5M	207	1450-5M	290	2750-5M	550
330-5M	66	540-5M	108	755-5M	151	1040-5M	208	1455-5M	291	3025-5M	605
340-5M	68	545-5M	109	760-5M	152	1050-5M	210	1490-5M	298	3060-5M	612
345-5M	69	550-5M	110	765-5M	153	1060-5M	212	1500-5M	300	3255-5M	651
350-5M	70	560-5M	112	770-5M	154	1080-5M	216	1520-5M	304	3370-5M	674
355-5M	71	565-5M	113	775-5M	155	1100-5M	220	1525-5M	305	3430-5M	686
360-5M	72	570-5M	114	780-5M	156	1105-5M	221	1530-5M	306	3660-5M	732
365-5M	73	575-5M	115	790-5M	158	1110-5M	222	1585-5M	317	3750-5M	750
370-5M	74	580-5M	116	800-5M	160	1115-5M	223	1595-5M	319	3770-5M	754
375-5M	75	585-5M	117	810-5M	162	1125-5M	225	1600-5M	320	3800-5M	760
380-5M	76	590-5M	118	815-5M	163	1135-5M	227	1615-5M	323	4260-5M	852
385-5M	77	600-5M	120	820-5M	164	1145-5M	229	1670-5M	334	5300-5M	1060
390-5M	78	605-5M	121	825-5M	165	1150-5M	230	1685-5M	337	7000-5M	1400
395-5M	79	610-5M	122	830-5M	166	1160-5M	232				

Industrial Timing Belts Sizing

Type	Teeth	Type	Teeth	Type	Teeth	Type	Teeth	Type	Teeth	Type	Teeth
184-8M	23	656-8M	82	976-8M	122	1280-8M	160	1696-8M	212	2400-8M	300
288-8M	36	672-8M	84	984-8M	123	1304-8M	163	1728-8M	216	2480-8M	310
320-8M	40	680-8M	85	1000-8M	125	1312-8M	164	1760-8M	220	2504-8M	313
328-8M	41	688-8M	86	1008-8M	126	1320-8M	165	1784-8M	223	2520-8M	315
336-8M	42	696-8M	87	1016-8M	127	1328-8M	166	1792-8M	224	2584-8M	323
344-8M	43	712-8M	89	1024-8M	128	1336-8M	167	1800-8M	225	2600-8M	325
352-8M	44	720-8M	90	1032-8M	129	1344-8M	168	1816-8M	227	2656-8M	332
368-8M	46	728-8M	91	1040-8M	130	1352-8M	169	1824-8M	228	2736-8M	342
376-8M	47	736-8M	92	1056-8M	132	1360-8M	170	1840-8M	230	2800-8M	350
384-8M	48	744-8M	93	1064-8M	133	1376-8M	172	1856-8M	232	2880-8M	360
400-8M	50	760-8M	95	1080-8M	135	1384-8M	173	1880-8M	235	3008-8M	376
408-8M	51	776-8M	97	1088-8M	136	1392-8M	174	1896-8M	237	3032-8M	379
416-8M	52	784-8M	98	1096-8M	137	1400-8M	175	1904-8M	238	3048-8M	381
424-8M	53	792-8M	99	1104-8M	138	1408-8M	176	1920-8M	240	3120-8M	390
440-8M	55	800-8M	100	1112-8M	139	1416-8M	177	1936-8M	242	3168-8M	396
448-8M	56	816-8M	102	1120-8M	140	1424-8M	178	1952-8M	244	3200-8M	400
456-8M	57	824-8M	103	1128-8M	141	1432-8M	179	2000-8M	250	3280-8M	410
472-8M	59	832-8M	104	1136-8M	142	1440-8M	180	2032-8M	254	3360-8M	420
480-8M	60	840-8M	105	1144-8M	143	1456-8M	182	2040-8M	255	3400-8M	425
488-8M	61	848-8M	106	1152-8M	144	1464-8M	183	2048-8M	256	3408-8M	426
512-8M	64	856-8M	107	1160-8M	145	1480-8M	185	2080-8M	260	3480-8M	435
520-8M	65	864-8M	108	1168-8M	146	1512-8M	189	2096-8M	262	3600-8M	450
536-8M	67	872-8M	109	1176-8M	147	1520-8M	190	2104-8M	263	3640-8M	455
544-8M	68	880-8M	110	1184-8M	148	1536-8M	192	2120-8M	265	3720-8M	465
560-8M	70	888-8M	111	1192-8M	149	1552-8M	194	2136-8M	267	3824-8M	478
568-8M	71	896-8M	112	1200-8M	150	1560-8M	195	2160-8M	270	3864-8M	483
576-8M	72	912-8M	114	1208-8M	151	1576-8M	197	2208-8M	276	4000-8M	500
584-8M	73	920-8M	115	1216-8M	152	1584-8M	198	2240-8M	280	4200-8M	525
592-8M	74	928-8M	116	1224-8M	153	1600-8M	200	2248-8M	281	4400-8M	550
600-8M	75	936-8M	117	1240-8M	155	1608-8M	201	2272-8M	284	5120-8M	640
608-8M	76	944-8M	118	1248-8M	156	1616-8M	202	2304-8M	288	5600-8M	700
624-8M	78	952-8M	119	1256-8M	157	1640-8M	205	2328-8M	291	5960-8M	745
632-8M	79	960-8M	120	1264-8M	158	1648-8M	206	2352-8M	294	6600-8M	825
640-8M	80	968-8M	121	1272-8M	159	1680-8M	210	2392-8M	299	6880-8M	860
648-8M	81										

Industrial Timing Belts Sizing

Type	Teeth	Type	Teeth	Type	Teeth	Type	Teeth	Type	Teeth	Type	Teeth
826-14M	59	1260-14M	90	1540-14M	110	1806-14M	129	2450-14M	175	4326-14M	309
924-14M	66	1288-14M	92	1568-14M	112	1820-14M	130	2506-14M	179	4536-14M	324
938-14M	67	1316-14M	94	1610-14M	115	1848-14M	132	2590-14M	185	4578-14M	327
966-14M	69	1344-14M	96	1638-14M	117	1890-14M	135	2660-14M	190	4760-14M	340
1036-14M	74	1358-14M	97	1652-14M	118	1932-14M	138	2800-14M	200	4956-14M	354
1050-14M	75	1400-14M	100	1680-14M	120	1946-14M	139	3108-14M	222	5040-14M	360
1064-14M	76	1414-14M	101	1736-14M	124	1960-14M	140	3150-14M	225	5320-14M	380
1092-14M	78	1442-14M	103	1750-14M	125	2002-14M	143	3360-14M	240	5740-14M	410
1120-14M	80	1456-14M	104	1764-14M	126	2100-14M	150	3500-14M	250	5936-14M	424
1148-14M	82	1470-14M	105	1778-14M	127	2240-14M	160	3850-14M	275	6160-14M	440
1190-14M	85	1484-14M	106	1792-14M	128	2310-14M	165	4004-14M	286	6860-14M	490
1246-14M	89	1512-14M	108								

Industrial Timing Belts Sizing

Type	Teeth	Type	Teeth	Type	Teeth	Type	Teeth	Type	Teeth	Type	Teeth
S3M-120	40	S3M-222	74	S3M-294	98	S3M-384	128	S3M-525	175	S3M-690	230
S3M-129	43	S3M-225	75	S3M-297	99	S3M-402	134	S3M-537	179	S3M-699	233
S3M-144	48	S3M-231	77	S3M-300	100	S3M-405	135	S3M-540	180	S3M-714	238
S3M-150	50	S3M-234	78	S3M-303	101	S3M-408	136	S3M-558	186	S3M-738	246
S3M-156	52	S3M-237	79	S3M-309	103	S3M-417	139	S3M-564	188	S3M-741	247
S3M-162	54	S3M-240	80	S3M-312	104	S3M-420	140	S3M-573	191	S3M-750	250
S3M-165	55	S3M-246	82	S3M-318	106	S3M-432	144	S3M-579	193	S3M-765	255
S3M-171	57	S3M-249	83	S3M-321	107	S3M-444	148	S3M-582	194	S3M-804	268
S3M-174	58	S3M-252	84	S3M-327	109	S3M-447	149	S3M-585	195	S3M-879	293
S3M-177	59	S3M-255	85	S3M-330	110	S3M-453	151	S3M-597	199	S3M-894	298
S3M-180	60	S3M-261	87	S3M-333	111	S3M-459	153	S3M-600	200	S3M-936	312
S3M-186	62	S3M-264	88	S3M-339	113	S3M-465	155	S3M-606	202	S3M-1005	335
S3M-189	63	S3M-267	89	S3M-342	114	S3M-468	156	S3M-621	207	S3M-1050	350
S3M-192	64	S3M-270	90	S3M-345	115	S3M-480	160	S3M-633	211	S3M-1125	375
S3M-195	65	S3M-273	91	S3M-351	117	S3M-486	162	S3M-636	212	S3M-1422	474
S3M-201	67	S3M-276	92	S3M-354	118	S3M-492	164	S3M-651	217	S3M-1569	523
S3M-204	68	S3M-279	93	S3M-357	119	S3M-501	167	S3M-657	219	S3M-1596	532
S3M-207	69	S3M-282	94	S3M-360	120	S3M-504	168	S3M-660	220	S3M-4395	1465
S3M-210	70	S3M-285	95	S3M-363	121	S3M-507	169	S3M-666	222	S3M-4704	1568
S3M-213	71	S3M-288	96	S3M-369	123	S3M-519	173	S3M-675	225	S3M-6510	2170
S3M-219	73	S3M-291	97	S3M-375	125						

Industrial Timing Belts Sizing

Type	Teeth	Type	Teeth	Type	Teeth	Type	Teeth	Type	Teeth	Type	Teeth
S4.5M-162	36	S4.5M-275	61	S4.5M-338	75	S4.5M-387	86	S4.5M-504	112	S4.5M-653	145
S4.5M-180	40	S4.5M-279	62	S4.5M-342	76	S4.5M-396	88	S4.5M-518	115	S4.5M-711	158
S4.5M-198	44	S4.5M-284	63	S4.5M-347	77	S4.5M-414	92	S4.5M-558	124	S4.5M-801	178
S4.5M-203	45	S4.5M-297	66	S4.5M-351	78	S4.5M-437	97	S4.5M-563	125	S4.5M-864	192
S4.5M-225	50	S4.5M-315	70	S4.5M-360	80	S4.5M-450	100	S4.5M-617	137	S4.5M-905	201
S4.5M-239	53	S4.5M-329	73	S4.5M-369	82	S4.5M-500	111	S4.5M-630	140	S4.5M-932	207
S4.5M-252	56	S4.5M-333	74	S4.5M-378	84						

Type	Teeth	Type	Teeth	Type	Teeth	Type	Teeth	Type	Teeth	Type	Teeth
S5M-150	30	S5M-390	78	S5M-600	120	S5M-800	160	S5M-1040	208	S5M-1500	300
S5M-180	36	S5M-400	80	S5M-615	123	S5M-810	162	S5M-1050	210	S5M-1585	317
S5M-200	40	S5M-405	81	S5M-625	125	S5M-815	163	S5M-1100	220	S5M-1595	319
S5M-250	50	S5M-410	82	S5M-635	127	S5M-825	165	S5M-1115	223	S5M-1605	321
S5M-255	51	S5M-420	84	S5M-640	128	S5M-830	166	S5M-1120	224	S5M-1615	323
S5M-260	52	S5M-425	85	S5M-645	129	S5M-835	167	S5M-1125	225	S5M-1685	337
S5M-265	53	S5M-435	87	S5M-650	130	S5M-845	169	S5M-1145	229	S5M-1690	338
S5M-270	54	S5M-450	90	S5M-655	131	S5M-850	170	S5M-1150	230	S5M-1695	339
S5M-275	55	S5M-460	92	S5M-665	133	S5M-860	172	S5M-1160	232	S5M-1700	340
S5M-280	56	S5M-465	93	S5M-670	134	S5M-870	174	S5M-1175	235	S5M-1715	343
S5M-285	57	S5M-475	95	S5M-675	135	S5M-890	178	S5M-1195	239	S5M-1800	360
S5M-295	59	S5M-490	98	S5M-680	136	S5M-900	180	S5M-1200	240	S5M-1940	388
S5M-300	60	S5M-500	100	S5M-690	138	S5M-925	185	S5M-1225	245	S5M-1945	389
S5M-320	64	S5M-520	104	S5M-695	139	S5M-935	187	S5M-1250	250	S5M-2000	400
S5M-325	65	S5M-525	105	S5M-700	140	S5M-940	188	S5M-1270	254	S5M-2005	401
S5M-340	68	S5M-535	107	S5M-740	148	S5M-945	189	S5M-1275	255	S5M-2100	420
S5M-345	69	S5M-550	110	S5M-750	150	S5M-950	190	S5M-1295	259	S5M-2525	505
S5M-350	70	S5M-555	111	S5M-765	153	S5M-975	195	S5M-1350	270	S5M-2980	596
S5M-370	74	S5M-560	112	S5M-775	155	S5M-980	196	S5M-1380	276	S5M-3070	614
S5M-375	75	S5M-565	113	S5M-780	156	S5M-1000	200	S5M-1400	280	S5M-4000	800
S5M-385	77	S5M-575	115	S5M-790	158	S5M-1025	205	S5M-1420	284		

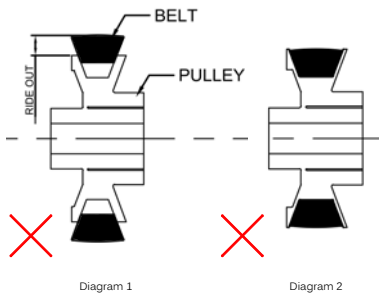
Industrial Timing Belts Sizing

Type	Teeth	Type	Teeth	Type	Teeth	Type	Teeth	Type	Teeth	Type	Teeth
S8M-352	44	S8M-760	95	S8M-1056	132	S8M-1320	165	S8M-1696	212	S8M-2432	304
S8M-376	47	S8M-768	96	S8M-1064	133	S8M-1328	166	S8M-1728	216	S8M-2456	307
S8M-384	48	S8M-776	97	S8M-1072	134	S8M-1344	168	S8M-1760	220	S8M-2496	312
S8M-392	49	S8M-784	98	S8M-1080	135	S8M-1352	169	S8M-1776	222	S8M-2536	317
S8M-400	50	S8M-800	100	S8M-1096	137	S8M-1360	170	S8M-1784	223	S8M-2560	320
S8M-424	53	S8M-824	103	S8M-1104	138	S8M-1384	173	S8M-1800	225	S8M-2600	325
S8M-440	55	S8M-832	104	S8M-1112	139	S8M-1392	174	S8M-1816	227	S8M-2800	350
S8M-480	60	S8M-840	105	S8M-1120	140	S8M-1400	175	S8M-1824	228	S8M-2832	354
S8M-496	62	S8M-848	106	S8M-1128	141	S8M-1408	176	S8M-1840	230	S8M-2848	356
S8M-512	64	S8M-856	107	S8M-1136	142	S8M-1424	178	S8M-1896	237	S8M-2880	360
S8M-520	65	S8M-864	108	S8M-1144	143	S8M-1432	179	S8M-1904	238	S8M-3000	375
S8M-528	66	S8M-872	109	S8M-1152	144	S8M-1440	180	S8M-1912	239	S8M-3048	381
S8M-536	67	S8M-880	110	S8M-1160	145	S8M-1480	185	S8M-1936	242	S8M-3200	400
S8M-552	69	S8M-888	111	S8M-1168	146	S8M-1512	189	S8M-2000	250	S8M-3272	409
S8M-560	70	S8M-896	112	S8M-1176	147	S8M-1520	190	S8M-2024	253	S8M-3280	410
S8M-576	72	S8M-912	114	S8M-1184	148	S8M-1528	191	S8M-2032	254	S8M-3400	425
S8M-584	73	S8M-920	115	S8M-1192	149	S8M-1536	192	S8M-2048	256	S8M-3600	450
S8M-600	75	S8M-928	116	S8M-1200	150	S8M-1544	193	S8M-2080	260	S8M-3680	460
S8M-624	78	S8M-936	117	S8M-1208	151	S8M-1552	194	S8M-2104	263	S8M-3720	465
S8M-632	79	S8M-944	118	S8M-1216	152	S8M-1576	197	S8M-2120	265	S8M-3800	475
S8M-640	80	S8M-960	120	S8M-1224	153	S8M-1600	200	S8M-2160	270	S8M-3904	488
S8M-656	82	S8M-976	122	S8M-1240	155	S8M-1608	201	S8M-2200	275	S8M-4000	500
S8M-680	85	S8M-984	123	S8M-1248	156	S8M-1616	202	S8M-2240	280	S8M-4680	585
S8M-688	86	S8M-992	124	S8M-1256	157	S8M-1624	203	S8M-2248	281	S8M-4936	617
S8M-696	87	S8M-1000	125	S8M-1264	158	S8M-1632	204	S8M-2272	284	S8M-5080	635
S8M-712	89	S8M-1008	126	S8M-1280	160	S8M-1648	206	S8M-2304	288	S8M-5600	700
S8M-720	90	S8M-1024	128	S8M-1296	162	S8M-1664	208	S8M-2392	299	S8M-5696	712
S8M-728	91	S8M-1032	129	S8M-1304	163	S8M-1672	209	S8M-2400	300	S8M-6640	830
S8M-736	92	S8M-1040	130	S8M-1312	164	S8M-1680	210				

Type	Teeth	Type	Teeth	Type	Teeth	Type	Teeth	Type	Teeth	Type	Teeth
S14M-714	51	S14M-1400	100	S14M-1750	125	S14M-2198	157	S14M-2660	190	S14M-3850	275
S14M-1008	72	S14M-1456	104	S14M-1806	129	S14M-2240	160	S14M-2800	200	S14M-4004	286
S14M-1036	74	S14M-1512	108	S14M-1890	135	S14M-2310	165	S14M-2814	201	S14M-4410	315
S14M-1120	80	S14M-1540	110	S14M-1960	140	S14M-2380	170	S14M-3150	225	S14M-4508	322
S14M-1190	85	S14M-1610	115	S14M-2002	143	S14M-2450	175	S14M-3500	250	S14M-5012	358
S14M-1246	89	S14M-1652	118	S14M-2100	150	S14M-2590	185				

INSTALL THE RIGHT BELT:

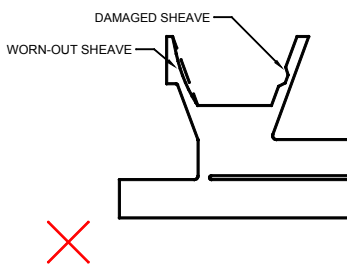
Replace the same type as what the label of old belt indicates. However if you are unable to read the labels, check with your local distributors.



From diagram 1, it is observed that the belt clearly cannot fit into the sheave of the pulley while in diagram 2, the belt has sunk into the sheave of the pulley. Before operation, ensure that the right type of belt is being used.

PULLEY SHEAVES:

Before installation of BLACKGOLD belts, please check for any worn-out or damaged sheaves of the pulley. Replace pulley if such problems arise. Belts installed in damaged or worn-out pulley, will damage belt and greatly reduced its service life.



SAFETY:

Please turn off the machine completely when replacing belts or any other spare parts even if it takes only a short while.

DO NOT PRISE OR ROLL BELTS ONTO THE PULLEY SHEAVES:

This will shorten belt service life as the belts are damaged internally during the process. Fingers can also be seriously injured if caught in the sheaves.

For proper installation of belt, please refer to machine manufacturer manual.

PROPER STORAGE:

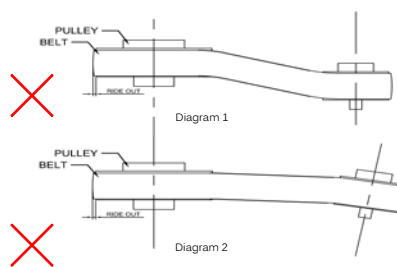
Poor storage causes belt deterioration. To prevent this, the following conditions should be observed.

- a) Belts should be stored in a cool dark place, away from any radiators and direct sunlight. Heat will cause belt to become brittle and hard. Temperature should be below 30 °C and relative humidity below 70%.
- b) Ensure the belts do not come into contact with oil or chemicals.

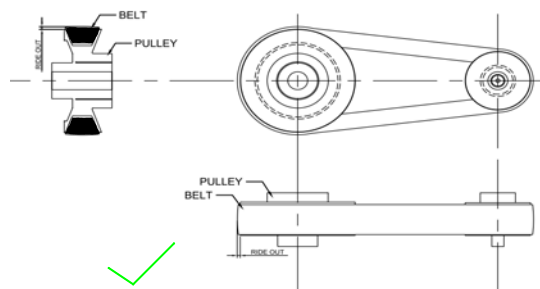
SHEAVE MOUNTING, TENSIONING AND ALIGNMENT:

It is important that the belt is driving in a relatively straight line and is being tensioned appropriately. Over-tensioned belt will cause damage to shaft bearings while under tension belt will cause excessive slippage. A misaligned belt drive will cause unnecessary stress onto the belt which will greatly reduce the working lifespan of the belt.

During installation of belt, ensure the belt is being aligned correctly then tighten accordingly to the correct tension of the belt. Monitor the belt drive closely during the initial days of operation and adjust accordingly when there is any abnormal findings.



From diagram 1, both pulleys are parallel to each other, but the belt is incorrectly aligned. From diagram 2, it is observed that both pulleys are not parallel. Therefore, if the situation is not immediately rectified, the belts in both diagrams will suffer an accelerated wear and tear.



The belt is installed with reasonable ride-out, appropriate tensioning and proper alignment.

TOYOPOWER AUTOMOTIVE & INDUSTRIES (ASIA) PTE LTD

ADDRESS: 200 TAGORE LANE, SINGAPORE 787590, SINGAPORE

TEL: (65) 64579086

FAX: (65) 64575122

WEBSITE: www.toyopower.com

EMAIL: inquiry@toyopower.com